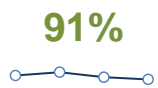


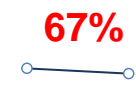
# April - June 2024 Environmental Cleanliness Audit Dashboard

as of 14 August 2024 09:01

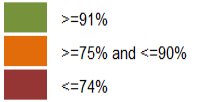
End of the Quarter's audit compliance of 105 areas



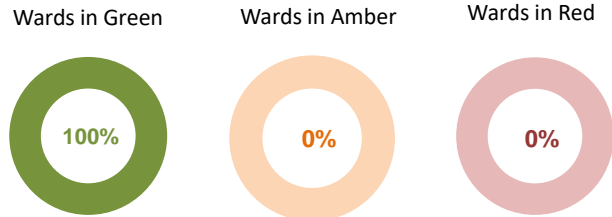
3rd month of the 6-Monthly's audit compliance of 72 areas



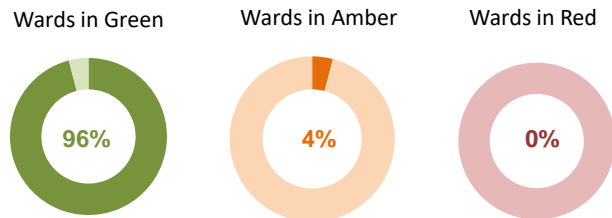
Managerial audit's compliance as of June 2024 of 226 areas



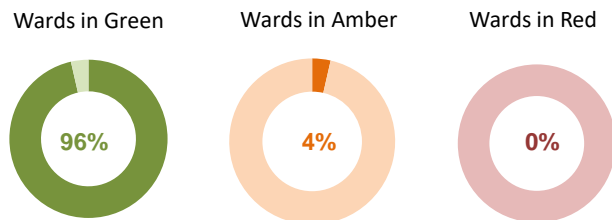
## Wards' Performance on Bi-Monthly Audit



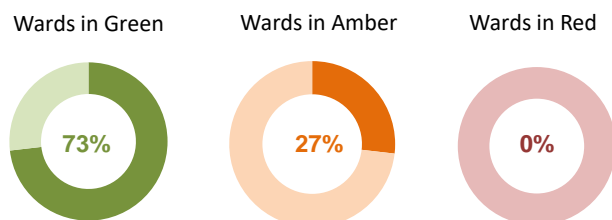
## Wards' Performance on Quarterly Audit



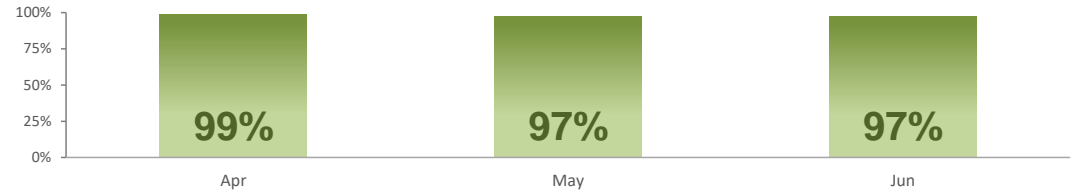
## Wards' Performance on 6-Monthly Audit



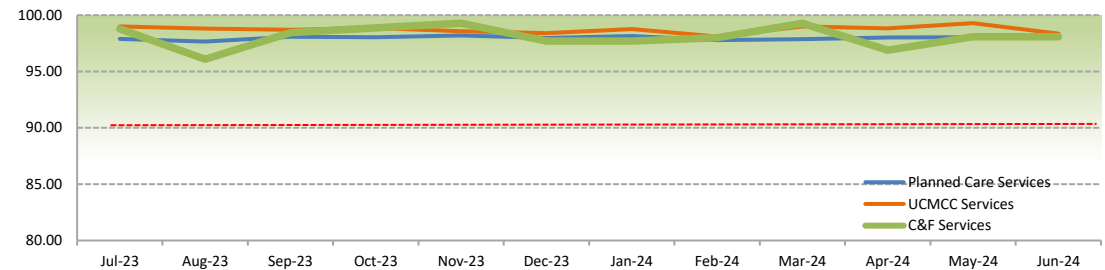
## Wards' Performance on Managerial Audit



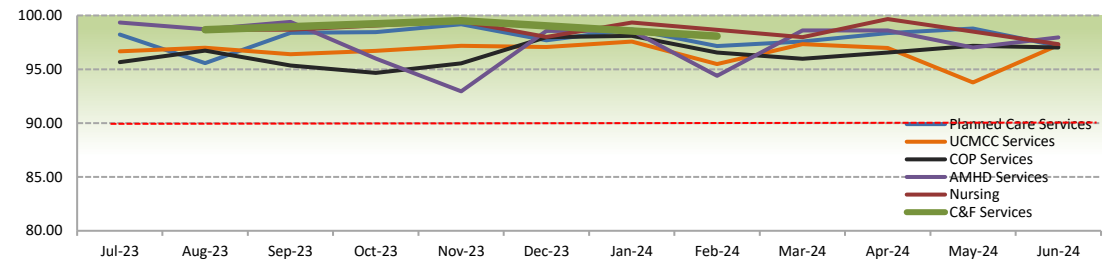
## Bi-Monthly Audit Compliance of 39 areas



## Directorates' Bi-Monthly Environmental Cleanliness Audits Average Scores



## Directorates' Quarterly Environmental Cleanliness Audits Average Scores



## Directorates' 6-Monthly Environmental Cleanliness Audits Average Scores

