

## TRUST BOARD ITEM: BRIEFING NOTE

<b>Meeting Details:</b>	Trust Board Meeting: Thursday 6 <sup>th</sup> June 2024
<b>Director:</b>	Mrs Donna Keenan, Executive Director of Nursing, Midwifery & AHP Services
<b>Issue Title:</b>	Environmental Cleanliness: January-March 2024
<b>Indicate the connection with the Trust's Mission and Vision</b> <i>(please tick)</i>	<input checked="" type="checkbox"/> <b>People who need us feel cared for</b> <input checked="" type="checkbox"/> <b>People who work with us feel proud</b> <input checked="" type="checkbox"/> People who live in our communities trust us
<b>Indicate the link to Trust's strategic priorities</b> <i>(please tick)</i>	<input checked="" type="checkbox"/> <b>Quality and Safety</b> <input type="checkbox"/> Workforce Stabilisation <input type="checkbox"/> Performance and Access to Services <input type="checkbox"/> Delivering Value <input type="checkbox"/> Culture
<b>Summary of issue to be discussed:</b>	<p>Audit compliance for quarterly audits is 94% and six monthly audits is 88%. The areas who have not completed their audits as per schedule have been highlighted to the relevant Head of Service / Lead Nurse to address and action.</p> <p>For this quarter Managerial Audit compliance is 90%, the outstanding audits were cancelled due to the Trust being in Business Continuity Mode, and Industrial Action, with twenty-two areas not audited for 2023/2024.</p> <p>The schedule for managerial audits for 2024/2025 will focus on ensuring areas, which did not have a managerial audit in 2023/24, will be the priority for the start of the new audit cycle; five of these have already been completed at time of the report.</p> <p>Focused work continues to address a number of minor outstanding estates jobs within Altnagelvin Theatre areas and Emergency Department.</p>
<b>Trust Board Response Required</b> <i>(please tick)</i>	<input type="checkbox"/> For approval <input checked="" type="checkbox"/> <b>To Note</b> <input type="checkbox"/> Decision

# January - March 2024 Environmental Cleanliness Audit Dashboard

as of 20 May 2024 11:47

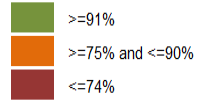
End of the Quarter's audit compliance of 97 areas



End of the 6-Monthly's audit compliance of 72 areas

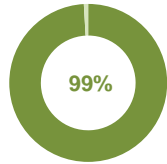


Managerial audit's compliance as of June of 221 areas

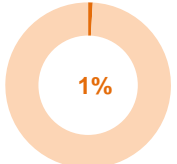


## Wards' Performance on Bi-Monthly Audit

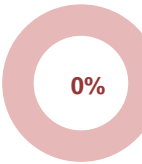
Wards in Green



Wards in Amber

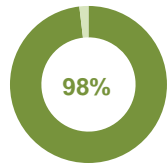


Wards in Red

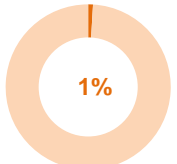


## Wards' Performance on Quarterly Audit

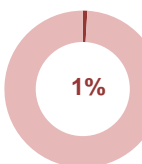
Wards in Green



Wards in Amber

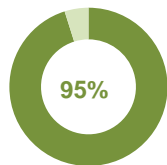


Wards in Red

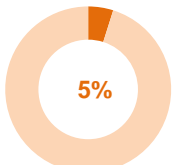


## Wards' Performance on 6-Monthly Audit

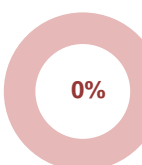
Wards in Green



Wards in Amber

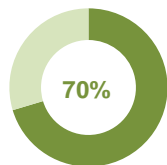


Wards in Red

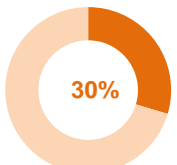


## Wards' Performance on Managerial Audit

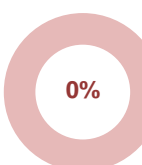
Wards in Green



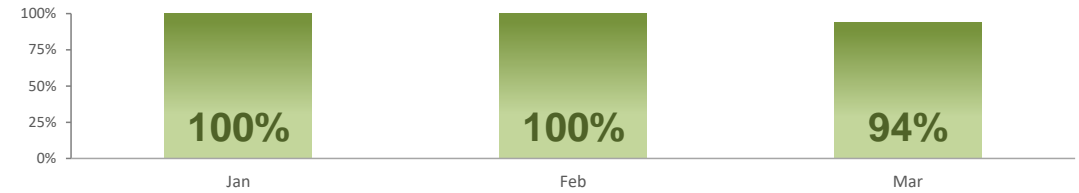
Wards in Amber



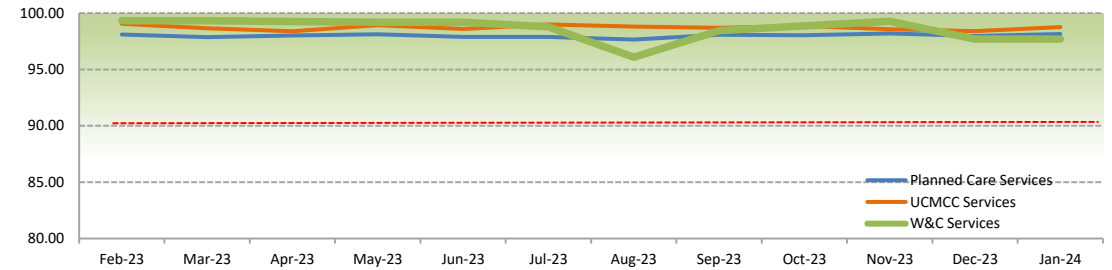
Wards in Red



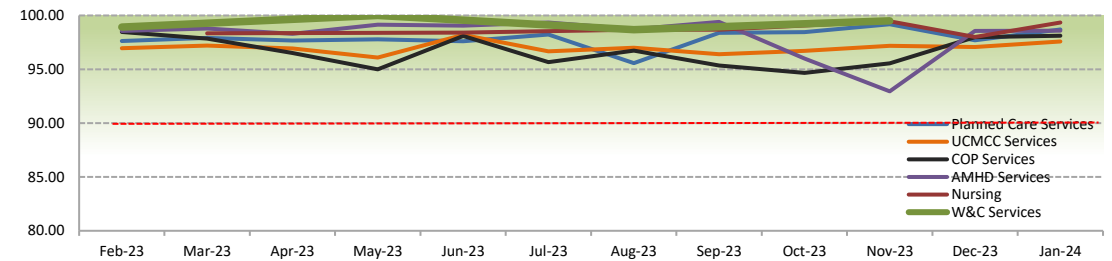
## Bi-Monthly Audit Compliance of 39 areas



## Directorates' Bi-Monthly Environmental Cleanliness Audits Average Scores



## Directorates' Quarterly Environmental Cleanliness Audits Average Scores



## Directorates' 6-Monthly Environmental Cleanliness Audits Average Scores

