

Trust Board Environmental Cleanliness Audit Report Overview

January - March 2021

Bi-Monthly:	
January:	
Scores less than 75%:	<i>None</i>
No audit completed/reported:	ALT-Cath Lab 1 (closed for refurbishment)
	ALT-Theatre 1
	ALT-Theatre Recovery
	OHPCC-Outreach Chemotherapy (Service paused due to Covid)
	SWAH-NNICU
Partial-compliant	ALT-DCU Theatre
1 out of 2 audits completed and reported:	ALT-HDU
	ALT-ICU
	ALT-Theatre 2
	ALT-Ward 50
	OHPCC-Theatres
Overall Compliance:	85%
February:	
Scores less than 75%:	<i>None</i>
No audit completed/reported:	ALT-Ward 49 NNICU
Partial-compliant	ALT-HDU
1 out of 2 audits completed and reported:	ALT-Theatre 3 (reduced audit as not used as clinical area)
	ALT-Theatre 4 (reduced audit as not used as clinical area)
Overall Compliance:	95%
March:	
Scores less than 75%:	<i>None</i>
No audit completed/reported:	ALT-Ward 49 NNICU
Partial-compliant	ALT-Theatre 3 (reduced audit as not used as clinical area)
1 out of 2 audits completed and reported:	ALT-Theatre 4 (reduced audit as not used as clinical area)
	ALT-Theatres Recovery
	OHPCC-Theatres
Overall Compliance:	95%
Quarterly:	
Scores less than 75%:	<i>None</i>

No audit completed/reported:	ALT-Butterfly Lodge
	ALT-Cardiac Investigations
	ALT-CCU
	ALT-Ward 21
	ALT-Ward 22
	SWAH-Accident & Emergency
	SWAH-Pharmacy
	SWAH-Ward 9
	Waterside Hospital Main Areas
	Waterside-Ward 4

End of the quarter compliance:	93%
--------------------------------	-----

6-Monthly:

Scores less than 75%:	<i>None</i>
------------------------------	--------------------

No audit completed/reported:	ALT-Microbiology
	OHPCC-Medical Imaging
	OHPCC-Pain Management
	Rectory Field Residential Home
	Thackery Day Centre (closed due to Covid)
	Urology Specialist Nurses Clinic

End of the 6-month compliance:	93%
--------------------------------	-----

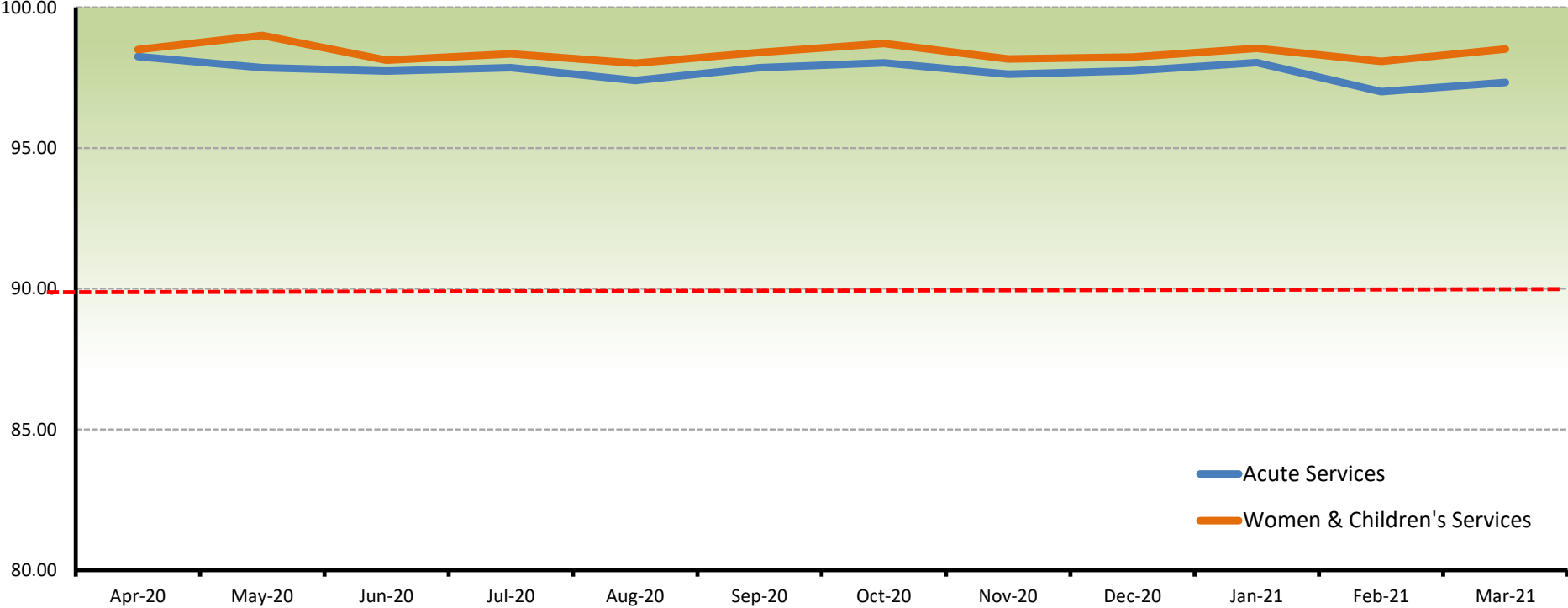
Managerial:

Scores less than 75%:	<i>None</i>
------------------------------	--------------------

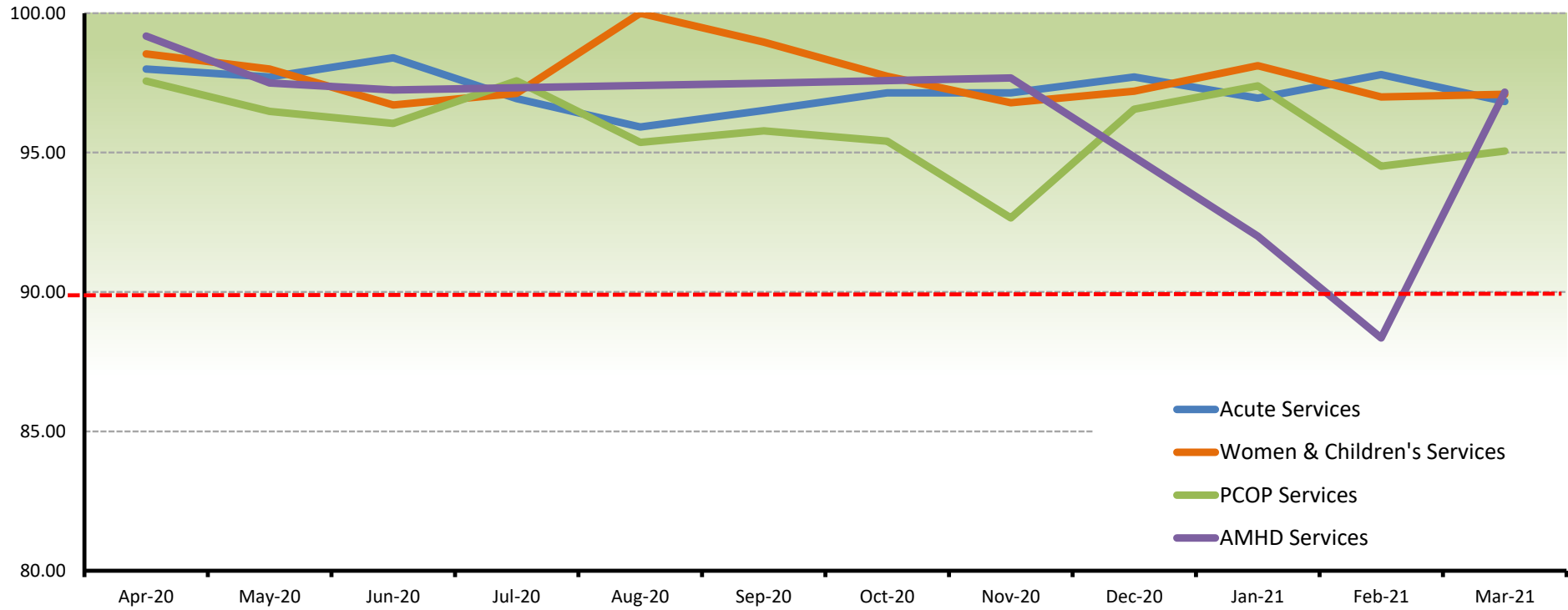
No audit completed/reported:	ALT-ACU
	ALT-Anderson's House
	ALT-Cancer Centre Radiology
	ALT-Cardiac Investigations
	ALT-GUM Clinic
	ALT-HSDU
	ALT-Medical Imaging
	ALT-Orthoptic Room
	ALT-Renal Unit
	ALT-Rheumatology Ward
	ALT-Theatre - 1
	ALT-Theatre - 2
	ALT-Theatre - 3
	ALT-Theatre - 4
	ALT-Theatre - 5
	ALT-Theatre - 6
	ALT-Theatre - 7
	ALT-Ward 44

	ALT-Ward 47 Midwifery Led
	ALT-Ward 48 Labour
	ALT-Ward 49 NNICU
	Beragh Day Centre
	Carrickmore Health Centre
	Castledearg Health Centre
	Dromore Day Centre
	Drumcoo Day Centre, Eniskillen
	Glen Oaks previously FDRC
	Gortin Day Centre
	Lisnaskea
	OHPCC-Childrens Centre
	OHPCC-HSDU
	OHPCC-Main Theatres /Anaesthetic Room
	OHPCC-Outreach Chemotherapy
	OHPCC-Pain Clinic
	OHPCC-Rehab Ward
	OHPCC-Renal Unit
	OHPCC-Ward 5 Palliative
	OHPCC-Womens & Family Health
	Respiratory Nurse Specialists
	SWAH - Ambulatory Day Care
	Thackery Day Centre
Compliance:	77%

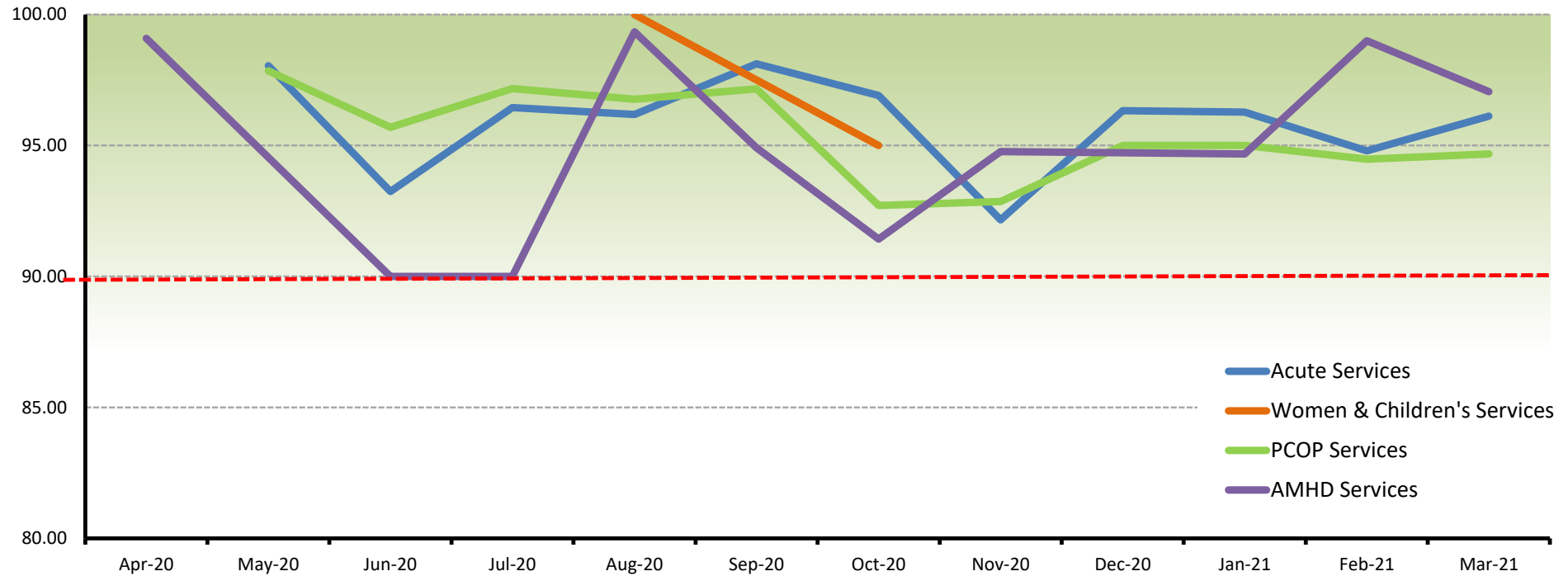
Directorates' Bi-Monthly Environmental Cleanliness Audits Average Scores



Directorates' Quarterly Environmental Cleanliness Audits Average Scores



Directorates' 6-Monthly Environmental Cleanliness Audits Average Scores



Managerial Environmental Cleanliness Audit Report

- 1 The Managerial Audit is an unannounced audit conducted by a team of Senior Staff with the objective of providing check and balance of self-assessed audits.
- 2 One (1) full audit per year per ward / department is required to be completed.
- 3 By the end of each quarter, each Division should have at least accomplished 25% compliance rating.
- 4 Action should be taken against results that have high discrepancy in scores between the managerial audit and ward audit.

Ward / Facility	Date of Managerial Audit	Composite Managerial Audit Scores to Date				Previous Ward Audit			
		Overall	C	P	E	Overall	C	P	E
Acute Services - Surgery									
1 ALT-DCU - Eye Theatre	Jul-20	97	98	96	97	99	99	98	100
2 ALT-DCU - Theatre	Jul-20	97	98	96	97	100	100	99	100
3 ALT-DESU	Sep-20	99	98	100	100	99	100	99	99
4 ALT-Fracture Clinic	Nov-20	94	97	88	98	94	88	97	98
5 ALT-HDU	Aug-20	93	96	92	90	94	96	93	93
6 ALT-ICU	Aug-20	94	96	92	94	96	96	97	95
7 ALT-Ophthalmology Clinic	Nov-20	97	99	98	95	96	98	98	93
8 ALT-Outpatients	Nov-20	88	89	78	95	100	100	100	100
9 ALT-Pre-Op Assessment	Dec-20	96	91	96	100	96	91	96	100
10 ALT-Theatre - 1									
11 ALT-Theatre - 2									
12 ALT-Theatre - 3									
13 ALT-Theatre - 4									
14 ALT-Theatre - 5									
15 ALT-Theatre - 6									
16 ALT-Theatre - 7									
17 ALT-Theatres - Recovery	Aug-20	94	93	90	100	94	94	95	90
18 ALT-Ward 21 EOU	Jun-20	93	98	90	92	97	93	100	98
19 ALT-Ward 23 TOU	Sep-20	86	94	90	74	100	99	100	100
20 ALT-Ward 25	Mar-21	91	96	81	98	97	97	94	100
21 ALT-Ward 3 ENT	Sep-20	90	84	93	93	99	97	100	100
22 ALT-Ward 31	Sep-20	91	95	89	90	97	95	98	97
23 ALT-Ward 32 ESU	Aug-20	95	97	92	95	96	96	99	92
24 ALT-Ward 4 AURO	Dec-20	94	95	91	95	97	99	97	94
25 OHPCC-DPU Stage 2 Recovery	Feb-21	97	97	95	100	96	97	95	96
26 OHPCC-Main Theatres /Anaesthetic Rooms									
27 OHPCC-Outpatients	Aug-20	92	90	94	93	95	87	99	98
28 OHPCC-Pain Clinic									

Ward / Facility	Date of Managerial Audit	Composite Managerial Audit Scores to Date				Previous Ward Audit			
		Overall	C	P	E	Overall	C	P	E
29 OHPCC-Pre-Op Assessment	Aug-20	92	91	94	93	95	89	99	98
30 Roe Valley-Outpatients	Jul-20	91	84	96	94	95	92	100	94
31 SWAH-Critical Care	Oct-20	91	90	85	98	95	94	91	99
32 SWAH-DPU Ward	Oct-20	95	96	92	97				
33 SWAH-Main Theatres	Jul-20	97	97	98	98	97	97	98	98
34 SWAH-Outpatients	Jul-20	94	93	88	100	95	92	96	97
35 SWAH-Pre-Op Assessment	Aug-20	95	100	91	94	97	95	100	98
36 SWAH-Ward 3 Surgical	Jul-20	97	98	97	96	97	98	97	96
37 SWAH-Ward 9	Nov-20	91	90	88	95	91	90	88	95
38 Urology Specialist Nurses Clinic	Sep-20	90	84	92	93				
Number of Audits This Month		1							
Compliance Rating Todate		76%							
Acute Services - Emergency									
1 ALT-A&E	Oct-20	84	89	84	79				
2 ALT-ACU									
3 ALT-Anderson's House - Ward									
4 ALT-Cardiac Investigations									
5 ALT-Cath Lab	Aug-20	97	100	93	97	98	97	100	96
6 ALT-Cath Lab 2	Aug-20	97	100	93	97	97	97	98	97
7 ALT-CCU	Jul-20	95	96	96	94	97	98	99	94
8 ALT-Renal Unit									
9 ALT-Rheumatology Ward									
10 ALT-Ward 22 previously Ward 20	Jun-20	98	96	99	99				
11 ALT-Ward 24 AMU	Oct-20	98	98	97	98				
12 ALT-Ward 26 previously Ward 3	Mar-21	92	95	84	98	100	100	100	100
13 ALT-Ward 41	Mar-21	88	89	86	88	96	94	97	97
14 ALT-Ward 44									
15 OHPCC-Cardiac Assessment Unit	Sep-20	94	96	89	96	91	96	86	90
16 OHPCC-Cardiac Investigations	Aug-20	91	93	86	93	91	94	86	93
17 OHPCC-Renal Unit									
18 OHPCC-Urgent Care Centre	Jul-20	91	96	86	90				
19 Respiratory Nurse Specialists									
20 SWAH-Accident & Emergency	Jul-20	91	94	84	94				
21 SWAH-Cardiac Investigations	Sep-20	87	86	84	91				
22 SWAH-Cardiac Unit	Oct-20	91	91	87	93				
23 SWAH-Ward 1 MSAU	Oct-20	96	96	93	97				
24 SWAH-Ward 2	Nov-20	87	80	87	93				
25 SWAH-Ward 8 Medical	Aug-20	85	84	78	94				
Number of Audits This Month		2							

Ward / Facility	Date of Managerial Audit	Composite Managerial Audit Scores to Date				Previous Ward Audit			
		Overall	C	P	E	Overall	C	P	E
Compliance Rating Todate		68%							
Acute Services - Cancer & Diagnostics									
1 ALT-Biochemistry	Dec-20	88	81	84	100	93	92	95	91
2 ALT-Breast Screening Unit	Dec-20	94	93	97	91	97	96	97	97
3 ALT-Cancer Centre Radiology									
4 ALT-Cancer OPD	Jan-21	100	100	100	99	100	100	100	99
5 ALT-Endoscopy	Sep-20	92	87	93	95	97	94	98	98
6 ALT-Laboratory	Dec-20	91	89	86	97				
7 ALT-Medical Imaging									
8 ALT-Mortuary	Sep-20	99	100	100	98	97	98	95	97
9 ALT-Sperrin Suite	Jan-21	99	100	98	100	99	99	100	99
10 ALT-Ward 50	Nov-20	96	96	96	97	100	99	100	100
11 Roe Valley-Xray Dept	Jul-20	90	91	90	88				
12 SWAH-Laboratory	Nov-20	73	66	64	88	94	91	90	99
13 SWAH-Medical Imaging	Nov-20	96	98	93	98				
14 SWAH-Mortuary (DS)	Aug-20	96	96	95	97	100	100	100	100
15 SWAH-DPU Endoscopy	Oct-20	98	95	100	100	98	97	99	99
16 OHPCC-Endoscopy	Aug-20	96	88	100	100	100	100	99	100
17 OHPCC-Outreach Chemotherapy									
18 OHPCC-Medical Imaging	Aug-20	95	97	92	96				
Number of Audits This Month		0							
Compliance Rating Todate		83%							
Acute Services - Pharmacy									
1 ALT-Pharmacy	Sep-20	85	87	72	96	96	94	98	96
2 OHPCC-Pharmacy	Jul-20	91	92	81	100	99	98	100	99
3 SWAH-Pharmacy	Nov-20	87	90	80	89				
Number of Audits This Month		0							
Compliance Rating Todate		100%							
Women & Children's Services - Health Care									
1 ALT-Ward 48 Labour									
2 ALT-Ward 47 Midwifery Led									
3 ALT-Ward 45 Ante-natal	Nov-20	98	98	98	98	98	97	98	98
4 ALT-Ward 46 Post-natal	Nov-20	93	92	90	97	93	93	90	97
5 ALT-Ward 43 Gynaecology	Jun-20	97	97	96	96				
6 OHPCC-Womens & Family Health									
7 SWAH-Delivery Suite	Dec-20	95	91	96	97				
8 SWAH-Women's Health Centre	Nov-20	95	93	97	95	94	91	93	99
9 ALT-Ward 49 NNICU									

Ward / Facility	Date of Managerial Audit	Composite Managerial Audit Scores to Date				Previous Ward Audit			
		Overall	C	P	E	Overall	C	P	E
10 ALT-Ward 6 Paediatrics	Jun-20	96	95	97	97	98	97	99	98
11 ALT-Butterfly Lodge	Jun-20	94	93	92	91	94	93	92	91
12 ALT-Ward 16	Jun-20	94	93	93	94	94	93	93	95
13 OHPCC-Childrens Centre									
14 SWAH-Neonatal Unit	Dec-20	97	99	96	97	98	98	98	98
15 SWAH-Childrens Ambulatory Care	Nov-20	98	100	97	98				
16 SWAH-Childrens Ward	Nov-20	97	99	93	100	96	91	96	100
17 SWAH-Childrens Outpatients	Oct-20	99	99	97	100	99	99	97	100
18 ALT-GUM Clinic									
19 SWAH-Milk Bank	Jun-20	99	98	99	100	99	100	97	100
Number of Audits This Month		0							
Compliance Rating Todate		68%							
PCOP Services - Primary & Community Care									
1 Carrickmore Health Centre									
2 Castlederg Health Centre									
3 Claudy Health Centre	Mar-21	93	90	90	98				
4 Claudy Health Centre Treatment Room	Mar-21	100	100	100	100	100	100	100	100
5 Dungiven Health Centre	Mar-21	89	91	82	94				
6 Dungiven Health Centre Treatment Room	Mar-21	94	93	96	92	94	93	96	92
7 Erne Health Centre Treatment Room	Mar-21	84	80	91	80	100	100	99	92
8 Great James St Health Centre	Nov-20	92	90	90	95				
9 Great James St Health Centre Treatment Room	Nov-20	92	83	100	92				
10 Irvinestown Health Centre	Mar-21	81	83	89	95				
11 Irvinestown Health Centre Treatment Room	Mar-21	91	82	80	79	93	89	96	93
12 Irvinestown Podiatry	Mar-21	92	88	89	88				
13 Limavady Health Centre	Mar-21	89	95	82	89				
14 Lisnaskea Health Centre	Mar-21	90	92	86	93				
15 Lisnaskea Health Centre Treatment Room	Mar-21	92	95	91	91	95	95	95	95
16 Lisnaskea Podiatry	Mar-21	92	95	91	91				
17 Omagh HC Treatment Room	Mar-21	94	90	96	96	99	97	100	100
18 Rapid Response Derry	Mar-21	97	92	99	100				
19 Rapid Response Fermanagh	Mar-21	84	84	81	87				
20 Rapid Response Omagh	Jul-20	91	96	86	90	97	91	100	100
21 Rathmore Belleek Health Centre	Nov-20	76	76	65	86				
22 Rathmore Belleek Health Centre Treatment Room	Nov-20	84	81	87	84				
23 Shantallow Health Centre	Mar-21	92	95	91	91				
24 Strabane Health Centre	Mar-21	91	92	91	89				
25 Strabane Health Centre Treatment Room	Mar-21	97	96	94	100	98	96	100	94
26 Waterside Health Centre	Oct-20	89	86	87	93				

Ward / Facility	Date of Managerial Audit	Composite Managerial Audit Scores to Date				Previous Ward Audit			
		Overall	C	P	E	Overall	C	P	E
27 Waterside Health Centre Treatment Room	Oct-20	87	83	94	85	93	91	95	91
Number of Audits This Month		18							
Compliance Rating Todate		93%							
PCOP Services - Secondary Care									
1 ALT-Ward 40	Sep-20	86	95	78	86	99	97	99	99
2 ALT-Ward 42	Mar-21	94	94	93	95	98	99	99	94
3 SWAH - Ambulatory Day Care									
4 SWAH - Ward 5	Sep-20	95	93	97	95				
5 SWAH - Ward 6	Sep-20	87	88	83	90				
6 SWAH - Ward 7	Sep-20	94	93	94	95	94	93	95	94
7 OHPCC-Rehab Ward									
8 OHPCC-Ward 5 Palliative									
9 Waterside-Ward 3	Aug-20	98	96	100	98	95	91	99	96
10 Waterside-Ward 4	Aug-20	98	96	100	98	91	91	91	91
11 Waterside Hospital Main Areas	Aug-20	98	98	99	98	98	98	98	99
12 PCOPS-OPALS South Wing Clinics	Mar-21	90	93	88	91	99	100	97	100
Number of Audits This Month		2							
Compliance Rating Todate		75%							
PCOP Services - Mental Health									
1 T&F-Ash Villa	Jul-20	91	95	97	81	95	89	98	98
2 T&F-Oak A&B	Jul-20	89	92	86	89	96	89	98	98
3 Waterside-Ward 1	Sep-20	97	99	98	93	98	98	99	98
4 Waterside-Ward 2	Sep-20	96	97	98	94	99	98	100	100
Number of Audits This Month		0							
Compliance Rating Todate		100%							
PCOP Services - HSDU									
1 ALT-HSDU									
2 OHPCC-HSDU									
Number of Audits This Month		0							
Compliance Rating Todate		0%							
PCOP Services - Care & Accommodation									
1 Beragh Day Centre									
2 Creggan Day Centre	Nov-20	95	89	97	98				
3 Dromore Day Centre									
4 Drumhaw Day Centre	Oct-20	95	95	94	95				
5 Foyleville Day Centre	Oct-20	87	89	83	90				
6 Gortin Day Centre									
7 Gortmore Day Centre	Oct-20	85	90	80	84				

Ward / Facility	Date of Managerial Audit	Composite Managerial Audit Scores to Date				Previous Ward Audit			
		Overall	C	P	E	Overall	C	P	E
8 Greenfield Residential Home	Feb-21	92	92	93	91				
9 Newtownstewart Day Centre	Oct-20	83	92	89	78				
10 Rectory Field Residential Home	Sep-20	94	92	95	94				
11 Seymour Gardens Residential Home	Feb-21	95	96	94	94				
12 Strabane Day Centre	Nov-20	96	99	98	92	97	98	99	93
13 Tempo Road Day Centre	Oct-20	90	93	86	90				
14 Thackery Day Centre									
15 Thackery Place Residential Home	Feb-21	94	94	96	87				
16 William Street Residential Home	Oct-20	86	92	77	89				
Number of Audits This Month		0							
Compliance Rating Todate		75%							
PCOP Services - AHP									
1 ALT-AHP Centre Adults	Mar-21	97	96	98	98	97	96	98	98
2 ALT-Orthoptic Room									
3 ALT-Podiatry	Nov-20	97	97	100	95	99	97	100	100
4 Bridgeview House Child Development Centre	Sep-20	97	96	98	98	99	97	100	99
5 OHPCC-Adult's AHP	Jul-20	97	96	97	98	94	96	98	97
6 OHPCC-Children's AHP	Jul-20	95	95	93	95	97	92	99	100
7 OHPCC-Orthoptic	Jul-20	97	96	98	98	93	87	97	95
8 OHPCC-Podiatry	Jul-20	91	93	96	91	94	86	98	97
9 RV-Physiotherapy	Jul-20	91	91	88	95				
10 SWAH-Adult's AHP	Nov-20	92	96	85	93	98	96	98	100
11 SWAH-Children's AHP	Oct-20	99	99	98	100	99	99	100	100
12 SWAH-Orthoptics	Dec-20	98	93	100	100	96	93	96	100
13 SWAH-Podiatry	Dec-20	94	93	100	100	92	88	95	93
14 Woodview Assessment Clinic	Jun-20	91	91	93	89				
Number of Audits This Month		1							
Compliance Rating Todate		93%							
Adult Mental Health & Disability Services - Mental Health									
1 Acute Day Care, Gransha	Sep-20	97	98	96	98				
2 Alcohol & Drugs (ATU), Omagh	Mar-21	90	94	87	91				
3 Alcohol & Drugs, Woodlea House	Sep-20	96	100	92	97				
4 Arden Centre, Limavady	Oct-20	99	98	100	100	99	99	100	99
5 Cityside Recovery team, Slievemore House	Dec-20	95	88	98	99				
6 CMHT Key Woker Accommodation, SWAH	Mar-21	85	84	79	91				
7 Grangewood-Carrick	Nov-20	93	91	88	99	93	91	88	99
8 Grangewood-Evish	Nov-20	91	87	87	97	90	87	87	97
9 Hillside Day Centre, Strabane	Jan-21	95	92	93	100				

Ward / Facility	Date of Managerial Audit	Composite Managerial Audit Scores to Date				Previous Ward Audit			
		Overall	C	P	E	Overall	C	P	E
10 Limavady Recovery Team	Oct-20	100	100	100	99				
11 Lisnamallard Industries, Omagh	Feb-21	87	89	92	81				
12 Melrose Day Centre	Mar-21	86	85	87	87				
13 Omagh Recovery and Primary Care Teams	Jul-20	94	97	89	95				
14 Primary Care Liaison, Oldbridge House	Dec-20	91	92	94	88				
15 Psychological Therapies, Oldbridge House	Dec-20	89	88	84	96				
16 Rathview House	Sep-20	95	99	94	90				
17 Strabane Recovery Team	Jan-21	93	99	86	96				
18 T&F-Elm Ward	Sep-20	90	93	96	80	94	92	92	95
19 T&F-Erne House	Sep-20	91	94	86	91				
20 T&F-Forensic Service	Jan-21	97	90	100	100				
21 T&F-Lime Ward	Feb-21	88	92	86	87				
22 T&F-Psychiatric Intensive Care	Mar-21	93	96	96	88				
22 T&F-Rowan Villa	Feb-21	93	95	98	85				
23 Waterside Recovery Team	Feb-21	88	80	88	95				
Number of Audits This Month		4							
Compliance Rating Todate		100%							
Adult Mental Health & Disability Services - Learning Disability									
1 Beltany Respite Facility	Oct-20	94	98	94	89	90	93	88	88
2 Benbradagh ATC	Oct-20	97	94	98	99	98	97	100	98
3 Berryburn Centre, Lakeview Hospital	Sep-20	99	99	100	98	99	98	100	100
4 Cottage Adult Respite	Nov-20	97	98	95	98	100	100	100	100
5 Creamery Residential Facility	Nov-20	83	88	88	75	89	93	80	90
6 Evergreen Centre	Jan-21	93	90	93	96	94	90	98	95
7 Glenside ATC	Nov-20	94	96	92	95	90	90	100	86
8 Lackaboy 2	Nov-20	94	95	92	93	88	84	92	90
9 Lakeview Support Area	Sep-20	93	100	88	93	99	97	100	100
10 Lakeview-Brook Treatment Room	Sep-20	89	86	81	100				
11 Lisnaskea									
12 Mantlin Residential Facility	Nov-20	93	94	98	86	100	100	100	99
13 Maybrook ATC	Sep-20	93	91	95	93	90	90	100	98
14 Omagh Centre	Nov-20	79	82	77	77	86	87	85	86
15 Ralphs Close	Nov-20	97	91	100	100				
16 Strule Lodge	Sep-20	91	95	93	83	91	95	93	83
Number of Audits This Month		0							
Compliance Rating Todate		94%							
Adult Mental Health & Disability Services - Physical Disability									
1 ALT-Spruce House	Jun-20	94	93	97	91	95	94	98	94

Ward / Facility	Date of Managerial Audit	Composite Managerial Audit Scores to Date				Previous Ward Audit			
		Overall	C	P	E	Overall	C	P	E
2 Glen Oaks previously FDRC									
3 Drumcoo Day Centre, Eniskillen									
Number of Audits This Month		0							
Compliance Rating Todate		33%							
TOTAL NUMBER OF AUDITS THIS MONTH		28							
OVERALL COMPLIANCE RATING		77%							

Score Rating:

- Greater than 90
- Between 75 and 90
- Less than 75
- No audit done/No report received to date