

Trust Board Environmental Cleanliness Audit Report Overview

October - December 2020

Bi-Monthly:

October:

Scores less than 75%:	<i>None</i>
No audit completed/reported:	ALT-Theatres Recovery (transferred to ICU for Covid area)
Partial-compliant	ALT-HDU
1 out of 2 audits completed and reported:	ALT-Theatre 1 (transferred to ICU for Covid area) ALT-Cath Lab 1 (Closed for refurbishment) OHPCC-Renal Unit
Overall Compliance:	94%

November:

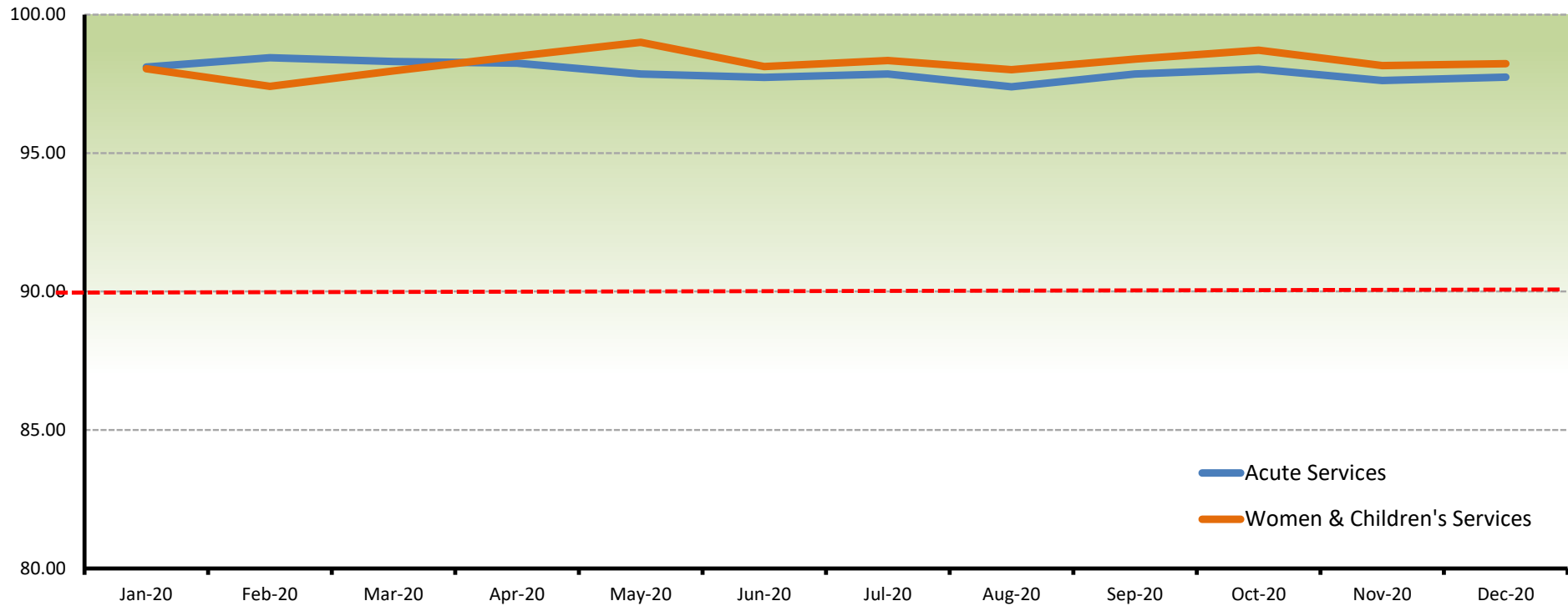
Scores less than 75%:	<i>None</i>
No audit completed/reported:	ALT-Cath Lab 1 (Closed for refurbishment) ALT-Theatre 1 (transferred to ICU for Covid area) ALT-Theatres Recovery (transferred to ICU for Covid area) OHPCC-Outreach Chemotherapy (Not operational due to Covid)
Partial-compliant	ALT-ICU
1 out of 2 audits completed and reported:	ALT-HDU ALT-Theatre 2 (transferred to ICU for Covid area) ALT-Theatre 3 (closed for surgery & temporarily being used as storage room) SWAH-Neonatal Unit
Overall Compliance:	89%

December:

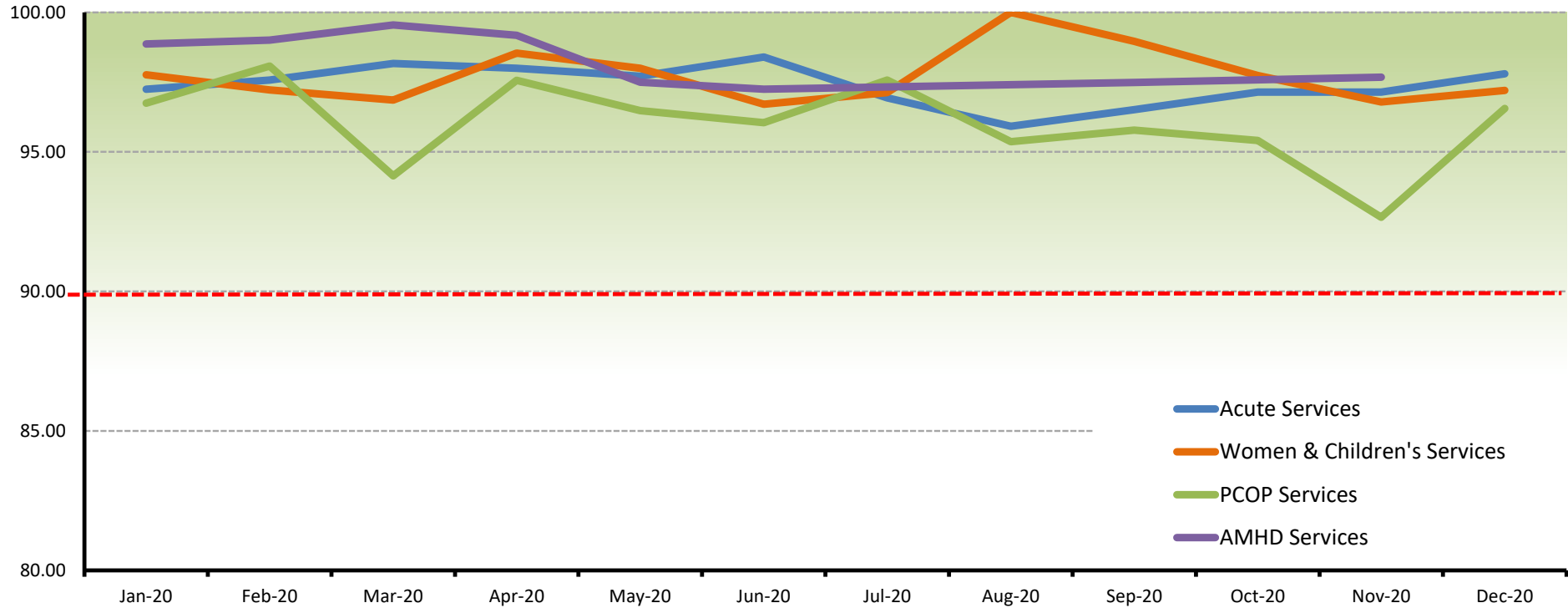
Scores less than 75%:	<i>None</i>
No audit completed/reported:	ALT-Theatre 1 (transferred to ICU for Covid area) ALT-Cath Lab 1 (Closed for refurbishment) OHPCC-Outreach Chemotherapy (Not operational due to Covid)
Partial-compliant	ALT-ICU
1 out of 2 audits completed and reported:	ALT-Imaging Interventional Rooms (scheduled audit cancelled by Support Services) ALT-Theatre 2 (transferred to ICU for Covid area) ALT-Theatre 3 (closed for surgery & temporarily being used as storage room)

	ALT-Theatre 4 (closed for surgery & temporarily being used as staff tea room)
	SWAH-Delivery Suite
	SWAH-ICU
Overall Compliance:	93%
Quarterly:	
Scores less than 75%:	None
No audit completed/reported:	ALT-ACU
	ALT-Pharmacy Dispensary Area
	ALT-Ward 42
	Lakeview-Brook Treatment Room
	Lakeview-Strule
	OHPCC-Pharmacy Dispensary Area
	PCOPS-OPALS South Wing Clinics
	SWAH - Ward 6
	SWAH-Accident & Emergency
	SWAH-Cardiac Investigations
	T&F-Oak A&B
End of the quarter compliance:	81%
Managerial:	
Scores less than 75%:	SWAH-Laboratory (Overall Score = 73%)
	Rathmore Belleek Health Centre (P = 65%)
Compliance:	54%

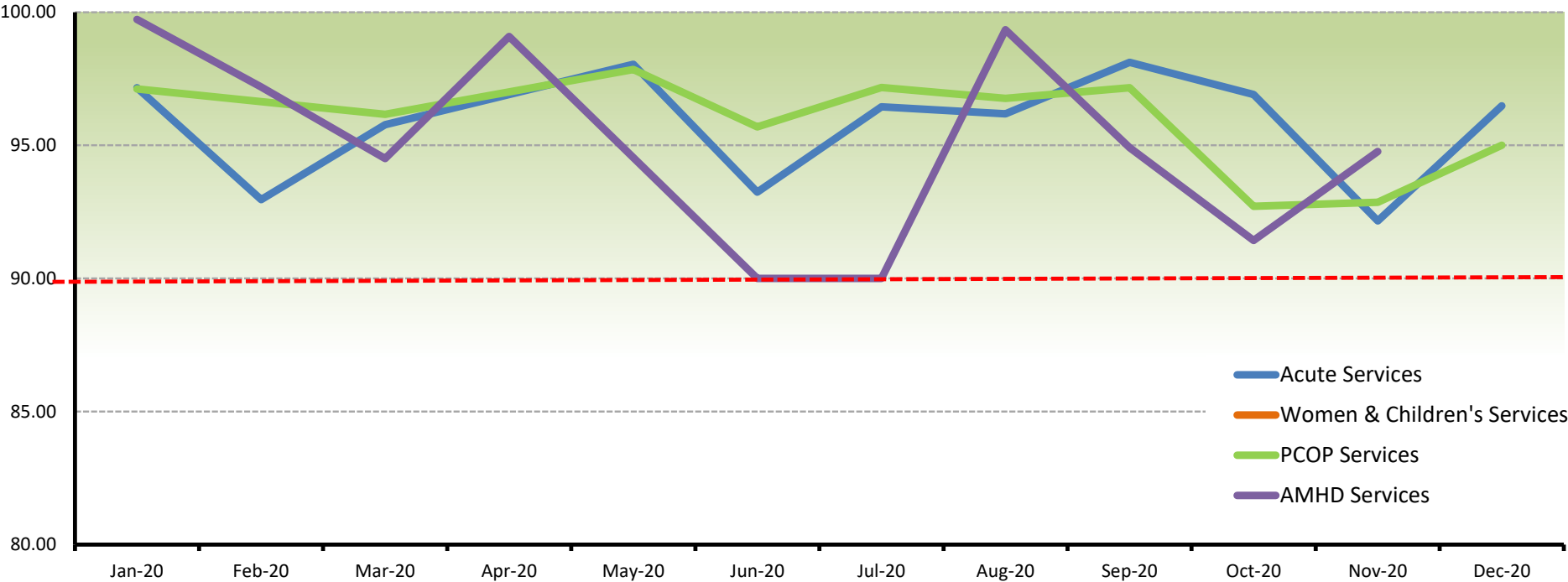
Directorates' Bi-Monthly Environmental Cleanliness Audits Average Scores



Directorates' Quarterly Environmental Cleanliness Audits Average Scores



Directorates' 6-Monthly Environmental Cleanliness Audits Average Scores



Managerial Environmental Cleanliness Audit Report

- 1 The Managerial Audit is an unannounced audit conducted by a team of Senior Staff with the objective of providing check and balance of self-assessed audits.
- 2 One (1) full audit per year per ward / department is required to be completed.
- 3 By the end of each quarter, each Division should have at least accomplished 25% compliance rating.
- 4 Action should be taken against results that have high discrepancy in scores between the managerial audit and ward audit.

Ward / Facility	Date of Managerial Audit	Composite Managerial Audit Scores to Date				Previous Ward Audit			
		Overall	C	P	E	Overall	C	P	E
Acute Services - Surgery									
1 ALT-DCU - Eye Theatre	Jul-20	97	98	96	97				
2 ALT-DCU - Theatre									
3 ALT-DESU	Sep-20	99	98	100	100				
4 ALT-Fracture Clinic	Nov-20	94	97	88	98				
5 ALT-HDU	Aug-20	93	96	92	90				
6 ALT-ICU	Aug-20	94	96	92	94				
7 ALT-Ophthalmology Clinic									
8 ALT-Outpatients	Nov-20	88	89	78	95				
9 ALT-Pre-Op Assessment	Dec-20	96	91	96	100				
10 ALT-Theatre - 1									
11 ALT-Theatre - 2									
12 ALT-Theatre - 3									
13 ALT-Theatre - 4									
14 ALT-Theatre - 5									
15 ALT-Theatre - 6									
16 ALT-Theatre - 7									
17 ALT-Theatres - Recovery	Aug-20	94	93	90	100				
18 ALT-Ward 21 EOU	Jun-20	93	98	90	92				
19 ALT-Ward 23 TOU	Sep-20	86	94	90	74				
20 ALT-Ward 25									
21 ALT-Ward 3 ENT	Sep-20	90	84	93	93				
22 ALT-Ward 31	Sep-20	91	95	89	90				
23 ALT-Ward 32 ESU	Aug-20	95	97	92	95				
24 ALT-Ward 4 AURO	Dec-20	94	95	91	95				
25 OHPCC-DPU Stage 2 Recovery									
26 OHPCC-Main Theatres /Anaesthetic Rooms									
27 OHPCC-Outpatients	Aug-20	92	90	94	93				
28 OHPCC-Pain Clinic									

Ward / Facility	Date of Managerial Audit	Composite Managerial Audit Scores to Date				Previous Ward Audit			
		Overall	C	P	E	Overall	C	P	E
29 OHPCC-Pre-Op Assessment	Aug-20	92	91	94	93				
30 Roe Valley-Outpatients									
31 SWAH-Critical Care	Oct-20	91	90	85	98				
32 SWAH-DPU Ward	Oct-20	95	96	92	97				
33 SWAH-Main Theatres									
34 SWAH-Outpatients	Dec-20	94	93	88	100				
35 SWAH-Pre-Op Assessment	Aug-20	95	100	91	94				
36 SWAH-Ward 3 Surgical	Jul-20	97	98	97	96				
37 SWAH-Ward 9	Nov-20	91	90	88	95				
38 Urology Specialist Nurses Clinic	Sep-20	90	84	92	93				
Number of Audits This Month		3							
Compliance Rating Todate		61%							
Acute Services - Emergency									
1 ALT-A&E	Oct-20	84	89	84	79				
2 ALT-ACU									
3 ALT-Anderson's House - Ward									
4 ALT-Cardiac Investigations									
5 ALT-Cath Lab	Aug-20	97	100	93	97				
6 ALT-Cath Lab 2	Aug-20	97	100	93	97				
7 ALT-CCU	Jul-20	95	96	96	94				
8 ALT-Renal Unit									
9 ALT-Rheumatology Ward									
10 ALT-Ward 22 previously Ward 20	Jun-20	98	96	99	99				
11 ALT-Ward 24 AMU	Oct-20	98	98	97	98				
12 ALT-Ward 26 previously Ward 3									
13 ALT-Ward 41									
14 ALT-Ward 44									
15 OHPCC-Cardiac Assessment Unit	Sep-20	94	96	89	96				
16 OHPCC-Cardiac Investigations	Aug-20	91	93	86	93				
17 OHPCC-Renal Unit									
18 OHPCC-Urgent Care Centre	Jul-20	91	96	86	90				
19 Respiratory Nurse Specialists									
20 SWAH-Accident & Emergency	Jul-20	91	94	84	94				
21 SWAH-Cardiac Investigations	Sep-20	87	86	84	91				
22 SWAH-Cardiac Unit	Oct-20	91	91	87	93				
23 SWAH-Ward 1 MSAU	Oct-20	96	96	93	97				
24 SWAH-Ward 2	Nov-20	87	80	87	93				
25 SWAH-Ward 8 Medical	Aug-20	85	84	78	94				
Number of Audits This Month		0							

Ward / Facility	Date of Managerial Audit	Composite Managerial Audit Scores to Date				Previous Ward Audit			
		Overall	C	P	E	Overall	C	P	E
Compliance Rating Todate		60%							
Acute Services - Diagnostics & Clinical Support									
1 ALT-Biochemistry									
2 ALT-Breast Screening Unit	Dec-20	94	93	97	91				
3 ALT-Cancer Centre Radiology									
4 ALT-Cancer OPD									
5 ALT-Endoscopy	Sep-20	92	87	93	95				
6 ALT-Laboratory	Dec-20	91	89	86	97				
7 ALT-Medical Imaging									
8 ALT-Body Store									
9 ALT-Sperrin Suite									
10 ALT-Ward 50	Nov-20	96	96	96	97				
11 Roe Valley-Xray Dept	Jul-20	90	91	90	88				
12 SWAH-Laboratory	Nov-20	73	66	64	88				
13 SWAH-Medical Imaging	Nov-20	96	98	93	98				
14 SWAH-Body Store									
15 SWAH-DPU Endoscopy	Oct-20	98	95	100	100				
16 OHPCC-Endoscopy	Aug-20	96	88	100	100				
17 OHPCC-Outreach Chemotherapy									
18 OHPCC-Medical Imaging	Aug-20	95	97	92	96				
Number of Audits This Month		2							
Compliance Rating Todate		56%							
Acute Services - Pharmacy									
1 ALT-Pharmacy	Sep-20	85	87	72	96				
2 OHPCC-Pharmacy	Jul-20	91	92	81	100				
3 SWAH-Pharmacy	Nov-20	87	90	80	89				
Number of Audits This Month		0							
Compliance Rating Todate		100%							
Women & Children's Services - Health Care									
1 ALT-Ward 48 Labour									
2 ALT-Ward 47 Midwifery Led									
3 ALT-Ward 45 Ante-natal	Nov-20	98	98	98	98				
4 ALT-Ward 46 Post-natal	Nov-20	93	92	90	97				
5 ALT-Ward 43 Gynaecology	Jun-20	97	97	96	96				
6 OHPCC-Womens & Family Health									
7 SWAH-Delivery Suite	Dec-20	95	91	96	97				
8 SWAH-Women's Health Centre	Nov-20	95	93	97	95				
9 ALT-Ward 49 NNICU									

Ward / Facility	Date of Managerial Audit	Composite Managerial Audit Scores to Date				Previous Ward Audit			
		Overall	C	P	E	Overall	C	P	E
10 ALT-Ward 6 Paediatrics	Jun-20	96	95	97	97				
11 ALT-Butterfly Lodge	Jun-20	94	93	92	91				
12 ALT-Ward 16	Jun-20	94	93	93	94				
13 OHPCC-Childrens Centre									
14 SWAH-Neonatal Unit	Dec-20	97	99	96	97				
15 SWAH-Childrens Ambulatory Care	Nov-20	98	100	97	98				
16 SWAH-Childrens Ward	Nov-20	97	99	93	100				
17 SWAH-Childrens Outpatients	Oct-20	99	99	97	100				
18 ALT-GUM Clinic									
19 SWAH-Milk Bank	Jun-20	99	98	99	100				
Number of Audits This Month		2							
Compliance Rating Todate		68%							
Women & Children's Services - Physical Disability									
1 ALT-Spruce House	Jun-20	94	93	97	91				
2 Glen Oaks previously FDRC									
3 Drumcoo Day Centre, Eniskillen									
Number of Audits This Month		0							
Compliance Rating Todate		33%							
PCOP Services - Primary & Community Care									
1 Carrickmore Health Centre									
2 Castleberg Health Centre									
3 Claudy Health Centre									
4 Claudy Health Centre Treatment Room									
5 Dungiven Health Centre									
6 Dungiven Health Centre Treatment Room									
7 Erne Health Centre Treatment Room									
8 Great James St Health Centre	Nov-20	92	90	90	95				
9 Great James St Health Centre Treatment Room	Nov-20	92	83	100	92				
10 Irvinestown Health Centre									
11 Irvinestown Health Centre Treatment Room									
12 Irvinestown Podiatry									
13 Limavady Health Centre									
14 Lisnaskea Health Centre									
15 Lisnaskea Health Centre Treatment Room									
16 Lisnaskea Podiatry									
17 Omagh HC Treatment Room									
18 Rapid Response Derry									
19 Rapid Response Fermanagh									

Ward / Facility	Date of Managerial Audit	Composite Managerial Audit Scores to Date				Previous Ward Audit			
		Overall	C	P	E	Overall	C	P	E
20 Rapid Response Omagh									
21 Rathmore Belleek Health Centre	Nov-20	76	76	65	86				
22 Rathmore Belleek Health Centre Treatment Room	Nov-20	84	81	87	84				
23 Shantallow Health Centre									
24 Strabane Health Centre									
25 Strabane Health Centre Treatment Room									
26 Waterside Health Centre	Oct-20	89	86	87	93				
27 Waterside Health Centre Treatment Room	Oct-20	87	83	94	85				
Number of Audits This Month		0							
Compliance Rating Todate		22%							
PCOP Services - Secondary Care									
1 ALT-Ward 40	Sep-20	86	95	78	86				
2 ALT-Ward 42									
3 SWAH - Ambulatory Day Care									
4 SWAH - Ward 5	Sep-20	95	93	97	95				
5 SWAH - Ward 6	Sep-20	87	88	83	90				
6 SWAH - Ward 7	Sep-20	94	93	94	95				
7 OHPCC-Rehab Ward									
8 OHPCC-Ward 5 Palliative									
9 Waterside-Ward 3	Aug-20	98	96	100	98				
10 Waterside-Ward 4	Aug-20	98	96	100	98				
11 Waterside Hospital Main Areas	Aug-20	98	98	99	98				
12 PCOPS-OPALS South Wing Clinics									
Number of Audits This Month		0							
Compliance Rating Todate		58%							
PCOP Services - Mental Health									
1 T&F-Ash Villa	Jul-20	91	95	97	81				
2 T&F-Oak A&B	Jul-20	89	92	86	89				
3 Waterside-Ward 1	Sep-20	97	99	98	93				
4 Waterside-Ward 2	Sep-20	96	97	98	94				
Number of Audits This Month		0							
Compliance Rating Todate		100%							
PCOP Services - HSDU									
1 ALT-HSDU									
2 OHPCC-HSDU									
Number of Audits This Month		0							
Compliance Rating Todate		0%							
PCOP Services - Care & Accommodation									

Ward / Facility	Date of Managerial Audit	Composite Managerial Audit Scores to Date				Previous Ward Audit			
		Overall	C	P	E	Overall	C	P	E
1 Beragh Day Centre									
2 Creggan Day Centre	Nov-20	95	89	97	98				
3 Dromore Day Centre									
4 Drumhaw Day Centre	Oct-20	95	95	94	95				
5 Foyleville Day Centre	Oct-20	87	89	83	90				
6 Gortin Day Centre									
7 Gortmore Day Centre	Oct-20	85	90	80	84				
8 Greenfield Residential Home									
9 Newtownstewart Day Centre	Oct-20	83	92	89	78				
10 Rectory Field Residential Home	Sep-20	94	92	95	94				
11 Seymour Gardens Residential Home									
12 Strabane Day Centre	Nov-20	96	99	98	92				
13 Tempo Road Day Centre	Oct-20	90	93	86	90				
14 Thackery Day Centre									
15 Thackery Place Residential Home									
16 William Street Residential Home	Oct-20	86	92	77	89				
Number of Audits This Month		0							
Compliance Rating Todate		56%							
PCOP Services - AHP									
1 ALT-AHP Centre Adults									
2 ALT-Orthoptic Room									
3 ALT-Podiatry	Nov-20	97	97	100	95				
4 Bridgeview House Child Development Centre									
5 OHPCC-Adult's AHP									
6 OHPCC-Children's AHP									
7 OHPCC-Orthoptic									
8 OHPCC-Podiatry	Jul-20	91	93	96	91				
9 RV-Physiotherapy	Jul-20	91	91	88	95				
10 SWAH-Adult's AHP	Nov-20	92	96	85	93				
11 SWAH-Children's AHP	Oct-20	99	99	98	100				
12 SWAH-Orthoptics	Dec-20	98	93	100	100				
13 SWAH-Podiatry	Dec-20	94	93	100	100				
14 Woodview Assessment Clinic	Jun-20	91	91	93	89				
Number of Audits This Month		2							
Compliance Rating Todate		57%							
Adult Mental Health & Disability Services - Mental Health									
1 Acute Day Care, Gransha	Sep-20	97	98	96	98				
2 Alcohol & Drugs (ATU), Omagh									

Ward / Facility	Date of Managerial Audit	Composite Managerial Audit Scores to Date				Previous Ward Audit			
		Overall	C	P	E	Overall	C	P	E
3 Alcohol & Drugs, Woodlea House	Sep-20	96	100	92	97				
4 Arden Centre, Limavady	Oct-20	99	98	100	100				
5 Cityside Recovery team, Slievemore House	Dec-20	95	88	98	99				
6 CMHT Key Woker Accommodation, SWAH									
7 Grangewood-Carrick	Nov-20	93	91	88	99				
8 Grangewood-Evish	Nov-20	90	87	87	97				
9 Hillside Day Centre, Strabane									
10 Limavady Recovery Team	Oct-20	100	100	100	99				
11 Lisnamallard Industries, Omagh									
12 Melrose Day Centre									
13 Omagh Recovery and Primary Care Teams	Jul-20	94	97	89	95				
14 Primary Care Liaison, Oldbridge House	Jan-00	91	92	94	88				
15 Psychological Therapies, Oldbridge House	Dec-20	89	88	84	96				
16 Rathview House	Sep-20	95	99	94	90				
17 Strabane Recovery Team									
18 T&F-Elm Ward	Sep-20	90	93	96	80				
19 T&F-Erne House	Sep-20	91	94	86	91				
20 T&F-Forensic Service									
21 T&F-Lime Ward									
22 T&F-Psychiatric Intensive Care									
22 T&F-Rowan Villa									
23 Waterside Recovery Team									
Number of Audits This Month		2							
Compliance Rating Todate		54%							
Adult Mental Health & Disability Services - Learning Disability									
1 Beltany Respite Facility	Oct-20	94	98	94	89				
2 Benbradagh ATC	Oct-20	97	94	98	99				
3 Berryburn Centre, Lakeview Hospital	Sep-20	99	99	100	98				
4 Cottage Adult Respite	Nov-20	97	98	95	98				
5 Creamery Residential Facility									
6 Evergreen Centre									
7 Glenside ATC									
8 Lackaboy 2	Nov-20	94	95	92	93				
9 Lakeview Support Area									
10 Lakeview-Brook Treatment Room									
11 Lisnaskea									
12 Mantlin Residential Facility	Nov-20	93	94	98	86				
13 Maybrook ATC									
14 Omagh Centre	Nov-20	79	82	77	77				

Ward / Facility	Date of Managerial Audit	Composite Managerial Audit Scores to Date				Previous Ward Audit			
		Overall	C	P	E	Overall	C	P	E
15 Ralphs Close	Nov-20	97	91	100	100				
16 Strule Lodge	Sep-20	91	95	93	83				
Number of Audits This Month		0							
Compliance Rating Todate		56%							
TOTAL NUMBER OF AUDITS THIS MONTH		11							
OVERALL COMPLIANCE RATING		54%							

Score Rating:

- Greater than 90
- Between 75 and 90
- Less than 75
- No audit done/No report received to date