

Trust Board Environmental Cleanliness Audit Report Overview July - September 2018

Bi-Monthly:

July:

Scores less than 75%: *None*

Partial-compliant ALT-Cath Lab 1

1 out of 2 audits completed and reported: ALT-Endoscopy

ALT-Ward 50

Overall Compliance: 87%

August:

Scores less than 75%: *None*

Partial-compliant SWAH-DPU Theatres

1 out of 2 audits completed and reported:

Overall Compliance: 92%

September:

Scores less than 75%: *None*

Partial-compliant ALT-Ward 50

1 out of 2 audits completed and reported:

Overall Compliance: 92%

Quarterly:

Scores less than 75%: Lisnaskea HC Treatment Room (C = 68%)

No audit done: ALT-Pharmacy Dispensary Area

ALT-Ward 1

OHPCC-Pharmacy Dispensary Area

OHPCC-Ward 5 Palliative

SWAH - Ward 6

SWAH-Pharmacy

End of the quarter compliance: 90%

6-Monthly:

Scores less than 75%: Lisnaskea Health Centre AHP (P = 50%)

Irvinestown Health Centre Podiatry (C=71%; P=65%; E=45%)

No audit done: Foyle Disability Resource Centre

Hillside Day Centre, Strabane

SWAH - Ambulatory Day Care

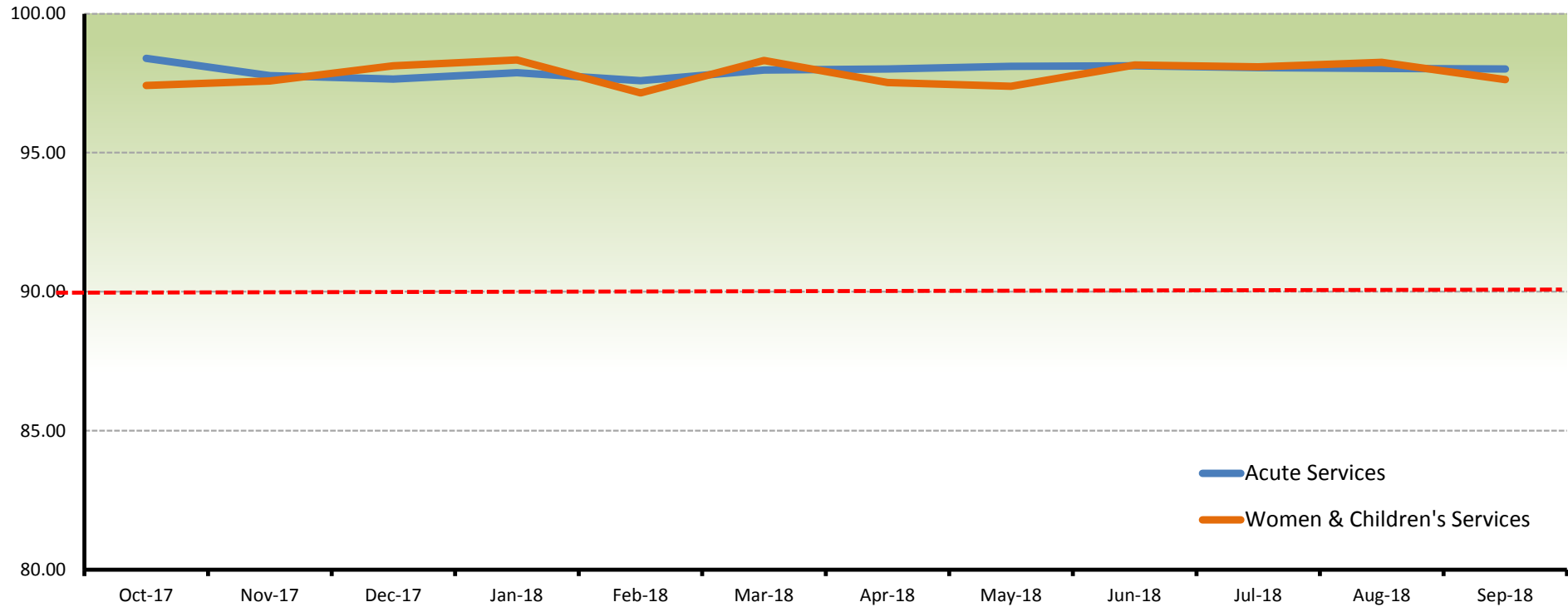
End of the 6-month compliance:	80%
--------------------------------	-----

Managerial:

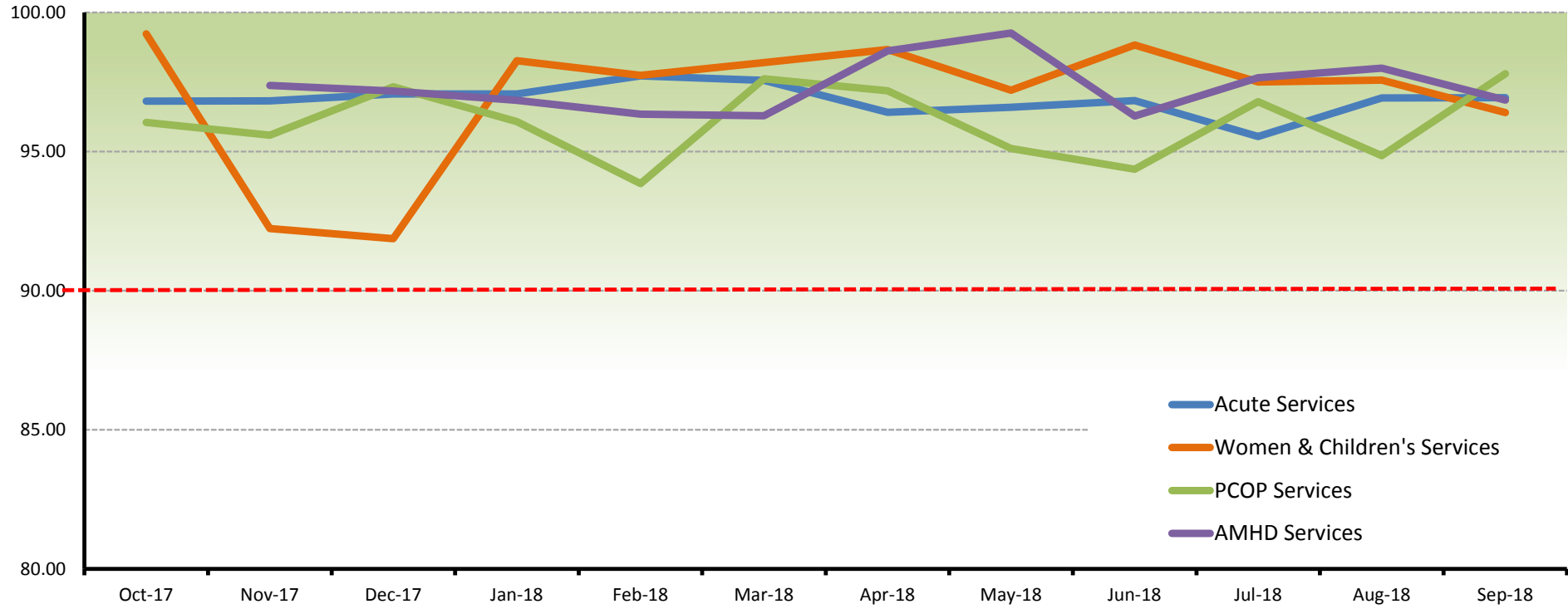
Scores less than 75%:	Carrickmore Health Centre (P=70%; E=50%)
	Irvinestown Health Centre (C=72%; P=59%)
	Irvinestown Podiatry (C=71%; P=65%; E=45%)
	Lisnaskea Health Centre (C=73%; P=64%)
	Lisnaskea HC Treatment Room (C=69%)
	Lisnaskea Podiatry (P=50%)
	Rathmore Belleek Health Centre (P=57%)
	Waterside Health Centre (P=72%)
	T&F Erne House (C=69%)

Compliance to date:	44%
---------------------	-----

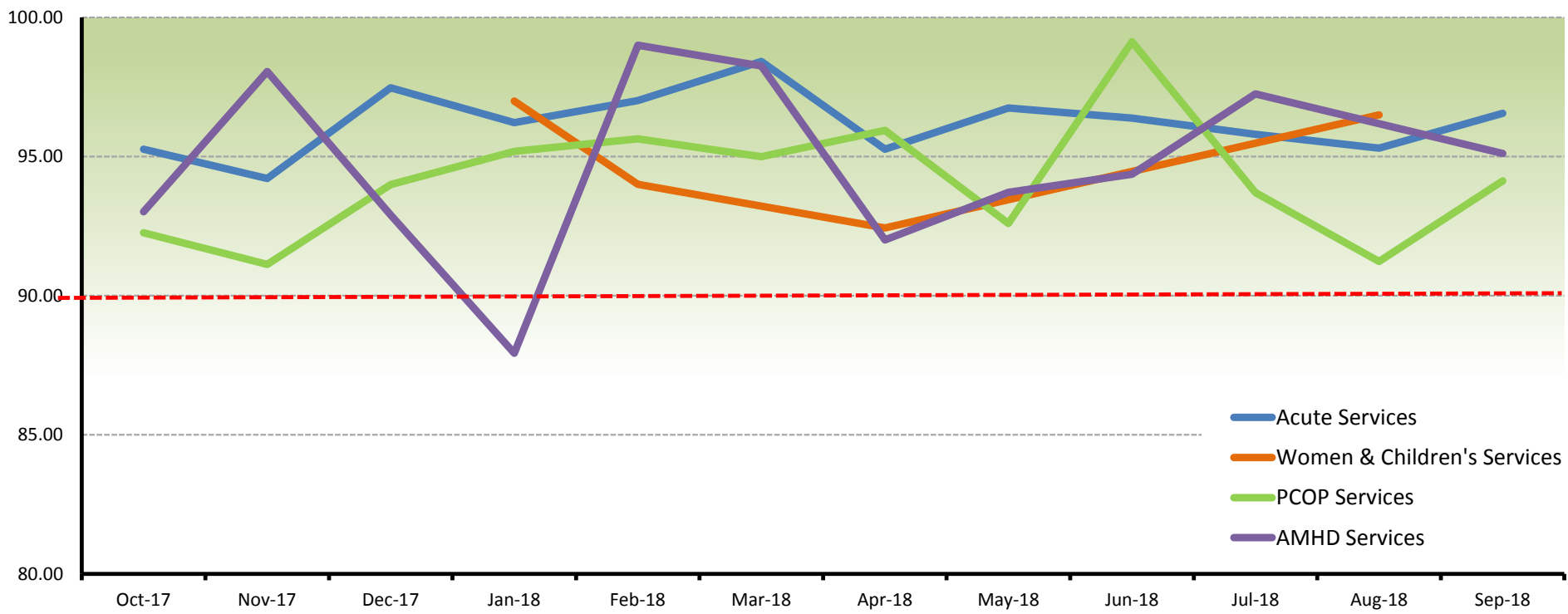
Directorates' Bi-Monthly Environmental Cleanliness Audits Average Scores



Directorates' Quarterly Environmental Cleanliness Audits Average Scores



Directorates' 6-Monthly Environmental Cleanliness Audits Average Scores



Managerial Environmental Cleanliness Audit Report

- 1 The Managerial Audit is an unannounced audit conducted by a team of Senior Staff with the objective of providing check and balance of self-assessed audits.
- 2 One (1) full audit per year per ward / department is required to be completed.
- 3 By the end of each quarter, each Division should have at least accomplished 25% compliance rating.
- 4 Action should be taken against results that have high discrepancy in scores between the managerial audit and ward audit.

Ward / Facility	Date of Managerial Audit	Composite Managerial Audit Scores to Date				Previous Ward Audit			
		Overall	C	P	E	Overall	C	P	E
Acute Services - Surgery									
1 ALT-DESU									
2 ALT-ICU	Apr-18	97	94	97	100				
3 ALT-HDU	Apr-18	97	96	96	100				
4 ALT-Theatre - 1	Jul-18	93	95	86	100				
5 ALT-Theatre - 2	Jul-18	96	95	93	100				
6 ALT-Theatre - 3	Jul-18	95	97	92	96				
7 ALT-Theatre - 4	Jul-18	95	95	98	97				
8 ALT-Theatre - 5	Jul-18	95	97	89	100				
9 ALT-Theatre - 6	Jul-18	96	92	94	100				
10 ALT-Theatre - 7	Jul-18	98	95	98	100				
11 ALT-Theatres - Recovery									
12 ALT-DCU - Theatre									
13 ALT-DCU - Eye Theatre									
14 ALT-Ward 31	Jun-18	97	99	96	96				
15 ALT-EPU									
16 ALT-Ward 2 TOU	May-18	91	91	91	90				
17 ALT-Ward 32 ESU	Jun-18	97	98	98	97				
18 ALT-Ward 7	Jun-18	93	93	96	91				
19 ALT-Head & Neck Ward	Jun-18	91	94	97	83				
20 ALT-Elective Orthopaedics Unit									
21 ALT-Fracture Clinic	Aug-18	96	99	90	98				
22 ALT-Ophthalmology									
23 ALT-Outpatients	Jun-18	97	92	100	100				
24 ALT-Pre-Op Assessment									
25 OHPCC-Main Theatres /Anaesthetic Rooms									
26 OHPCC-DPU Ward Area	May-18	94	90	93	99				
27 OHPCC-Outpatients	Jun-18	94	93	90	98				

Ward / Facility	Date of Managerial Audit	Composite Managerial Audit Scores to Date				Previous Ward Audit			
		Overall	C	P	E	Overall	C	P	E
28 OHPCC-Pain Clinic	Jun-18	93	97	86	95				
29 OHPCC-Pre-Op Assessment									
30 SWAH-Critical Care	Jul-18	98	100	99	96				
31 SWAH-DPU Ward	Sep-18	92	94	88	94				
32 SWAH-Ward 8	Apr-18	88	84	91	89				
33 SWAH-Ward 9	Jul-18	92	87	94	94				
34 SWAH-Main Theatres	Apr-18	91	92	87	94				
35 SWAH-Outpatients	Apr-18	91	88	93	94				
36 SWAH-Pre-Op Assessment	Apr-18	91	88	93	94				
37 Roe Valley-Outpatients									
38 Urology Specialist Nurses Clinic									
Number of Audits This Month		1							
Compliance Rating Todate		68%							
Acute Services - Emergency									
1 ALT-A&E									
2 ALT-AMU (Ward 41)									
3 ALT-Anderson's House	Sep-18	97	94	98	98				
4 ALT-Cardiac Investigations									
5 ALT-Cath Lab	May-18	84	84	74	94				
6 ALT-Cath Lab 2	May-18	84	84	74	94				
7 ALT-CCU									
8 ALT-ACU	Jul-18	97	94	100	97				
9 ALT-Medical Ward 1	May-18	96	97	93	98				
10 ALT-Renal Unit									
11 ALT-Ward 20 General Medicine									
12 ALT-Rheumatology Ward									
13 ALT-Ward 21 Respiratory Nurse Specialists									
14 ALT-Ward 3	Sep-18	92	93	94	89				
15 ALT-Ward 44	Jun-18	97	99	93	97				
16 SWAH-Accident & Emergency	Apr-18	86	92	78	88				
17 SWAH-Cardiac Unit	Jul-18	87	82	84	94				
18 SWAH-Medical & Surgical Assessment Unit	Jul-18	90	91	87	93				
19 SWAH-Ward 2	May-18	92	90	89	96				
20 SWAH-Ward 3	May-18	89	96	77	93				
21 SWAH-Cardiac Investigations	May-18	86	81	92	85				
22 OHPCC-Cardiac Assessment Unit									
23 OHPCC-Cardiac Investigations									
24 OHPCC-Renal Unit	May-18	98	96	99	99				
25 OHPCC-Urgent Care Centre	Jun-18	94	97	85	100				

Ward / Facility	Date of Managerial Audit	Composite Managerial Audit Scores to Date				Previous Ward Audit			
		Overall	C	P	E	Overall	C	P	E
Number of Audits This Month		2							
Compliance Rating Todate		60%							
Acute Services - Diagnostics & Clinical Support									
1	ALT-Biochemistry								
2	ALT-Breast Screening Unit								
3	ALT-Cancer Centre Radiology								
4	ALT-Cancer OPD								
5	ALT-Endoscopy								
6	ALT-Laboratory								
7	ALT-Medical Imaging								
8	ALT-Body Store								
9	ALT-Sperrin Suite	Sep-18	96	95	94	99			
10	ALT-Ward 50	Aug-18	97	97	94	99			
11	Roe Valley-Xray Dept								
12	SWAH-Laboratory								
13	SWAH-Medical Imaging								
14	SWAH-Body Store	May-18	91	93	85	95			
15	SWAH-DPU Endoscopy	Sep-18	94	92	96	96			
16	OHPCC-Endoscopy								
17	OHPCC-Outreach Chemotherapy								
18	OHPCC-Medical Imaging								
Number of Audits This Month		2							
Compliance Rating Todate		22%							
Acute Services - Pharmacy									
1	ALT-Pharmacy	Jun-18	93	87	91	100			
2	OHPCC-Pharmacy	Jun-18	94	99	84	100			
3	SWAH-Pharmacy								
Number of Audits This Month		0							
Compliance Rating Todate		67%							
Women & Children's Services - Health Care									
1	ALT-Ward 48 (Labour Ward)								
2	ALT-Ward 47 (Midwifery Led)								
3	ALT-Ward 45 (Ante-natal)								
4	ALT-Ward 46 (Post-natal)								
5	ALT-Ward 43 Gynaecology								
6	OHPCC-Womens & Family Health								
7	SWAH-Delivery Suite								
8	SWAH-Women's Health Centre								

Ward / Facility	Date of Managerial Audit	Composite Managerial Audit Scores to Date				Previous Ward Audit			
		Overall	C	P	E	Overall	C	P	E
9 ALT-Ward 49 (NNICU)									
10 ALT-Ward 6									
11 ALT-Butterfly Lodge									
12 ALT-Ward 16									
13 OHPCC-Childrens Centre	Jul-18	96	92	98	96				
14 SWAH-Neonatal Unit	Aug-18	98	98	99	96				
15 SWAH-Childrens Ambulatory Care	Jun-18	96	97	91	98				
16 SWAH-Childrens Ward									
17 SWAH-Childrens Outpatients	Sep-18	92	94	87	94				
18 ALT-GUM Clinic									
19 SWAH-Milk Bank									
Number of Audits This Month			1						
Compliance Rating Todate			21%						
Women & Children's Services - Physical Disability									
1 ALT-Spruce House									
2 Foyle Disability Resource Centre									
3 Drumcoo Day Centre, Eniskillen									
Number of Audits This Month			0						
Compliance Rating Todate			0%						
PCOP Services - Primary & Community Care									
1 Carrickmore Health Centre	Sep-18	65	76	50	70				
2 Castlederg Health Centre									
3 Claudy Health Centre									
4 Claudy Health Centre Treatment Room									
5 Dungiven Health Centre									
6 Dungiven Health Centre Treatment Room									
7 Erne Health Centre Treatment Room									
8 Great James St Health Centre	Aug-18	88	85	87	92				
9 Great James St Health Centre Treatment Room	Aug-18	99	97	100	100				
10 Irvinestown Health Centre	Aug-18	69	72	59	75				
11 Irvinestown Health Centre Treatment Room	Aug-18	94	90	95	96				
12 Irvinestown Podiatry	Aug-18	61	71	65	45				
13 Limavady Health Centre	Aug-18	91	98	80	96				
14 Lisnaskea Dental	Jul-18	91	93	86	95				
15 Lisnaskea Health Centre	Jul-18	76	73	64	91				
16 Lisnaskea Health Centre Treatment Room	Jul-18	83	69	85	96				
17 Lisnaskea Podiatry	Jul-18	83	100	50	100				
18 Omagh HC Treatment Room	May-18	97	96	97	98				
19 Rapid Response Omagh									

Ward / Facility	Date of Managerial Audit	Composite Managerial Audit Scores to Date				Previous Ward Audit			
		Overall	C	P	E	Overall	C	P	E
20 Rapid Response Derry									
21 Rathmore Belleek Health Centre	Jun-18	94	97	85	100				
22 Rathmore Belleek Health Centre Treatment Room	Jul-18	80	89	57	93				
23 RRN Fermanagh	Jul-18	97	96	96	100				
24 Shantallow Health Centre									
25 Strabane Health Centre	Jun-18	88	92	81	90				
26 Strabane Health Centre Treatment Room	Jun-18	90	85	92	93				
27 Waterside Health Centre	Jul-18	80	76	72	94				
28 Waterside Health Centre Treatment Room	Jul-18	92	89	95	93				
Number of Audits This Month		1							
Compliance Rating Todate		68%							
PCOP Services - Secondary Care									
1 ALT-Ward 19 OPALS									
2 ALT-Ward 40 (22)									
3 ALT-Ward 42 (21)									
4 SWAH - Ambulatory Day Care									
5 SWAH - Ward 5	May-18	89	87	93	86				
6 SWAH - Ward 6	Jun-18	92	95	87	93				
7 SWAH - Ward 7	May-18	92	91	91	93				
8 OHPCC-Rehab Ward									
9 OHPCC-Ward 5 Palliative									
10 Ward 3 - Waterside	Jun-18	97	97	98	97				
11 Ward 4 - Waterside	Jun-18	93	88	93	98				
12 Waterside Hospital Main Areas	Sep-18	86	87	85	86				
Number of Audits This Month		1							
Compliance Rating Todate		50%							
PCOP Services - Mental Health									
1 T&F-Ash Villa (formerly Larch A)	May-18	92	92	90	94				
2 T&F-Oak A&B (formerly Pine A&B)	May-18	91	92	89	91				
3 Waterside-Ward 1	May-18	99	100	100	98				
4 Waterside-Ward 2	May-18	99	100	99	97				
Number of Audits This Month		0							
Compliance Rating Todate		100%							
PCOP Services - HSDU									
1 ALT-HSDU									
2 OHPCC-HSDU									
Number of Audits This Month		0							
Compliance Rating Todate		0%							

Ward / Facility	Date of Managerial Audit	Composite Managerial Audit Scores to Date				Previous Ward Audit			
		Overall	C	P	E	Overall	C	P	E
PCOP Services - Care & Accommodation									
1 Beragh Day Centre									
2 Creggan Day Centre									
3 Dromore Day Centre									
4 Drumhaw Day Centre									
5 Foyleville Day Centre	Sep-18	88	89	96	80				
6 Gortin Day Centre									
7 Gortmore Day Centre									
8 Greenfield Residential Home									
9 Newtownstewart Day Centre									
10 Rectory Field Residential Home	Sep-18	93	92	93	93				
11 Seymour Gardens Residential Home	Sep-18	91	89	94	89				
12 Strabane Day Centre									
13 Tempo Road Day Centre									
14 Thackery Day Centre									
15 Thackery Place Residential Home									
16 William Street Residential Home	Sep-18	87	89	83	88				
Number of Audits This Month		4							
Compliance Rating Todate		25%							
PCOP Services - AHP									
1 ALT-AHP Centre Adults									
2 ALT-Orthoptic Room									
3 ALT-Podiatry	Aug-18	93	87	92	100				
4 Bridgeview House Child Development Centre									
5 OHPCC-Adult's AHP									
6 OHPCC-Children's AHP	Jul-18	96	93	96	99				
7 OHPCC-Orthoptic	May-18	84	78	77	95				
8 OHPCC-Podiatry									
9 RV-Physiotherapy									
10 SWAH-Adult's AHP	May-18	91	95	83	94				
11 SWAH-Children's AHP	Sep-18	92	94	87	94				
12 SWAH-Orthoptics	May-18	83	87	77	95				
13 SWAH-Podiatry	May-18	75	77	63	85				
14 Woodview Assessment Clinic									
Number of Audits This Month		1							
Compliance Rating Todate		50%							
Adult Mental Health & Disability Services - Mental Health									
1 Acute Day Care, Gransha									
2 Alcohol & Drugs, Woodlea House									

Ward / Facility	Date of Managerial Audit	Composite Managerial Audit Scores to Date				Previous Ward Audit			
		Overall	C	P	E	Overall	C	P	E
3 Alcohol & Drugs (ATU), Omagh									
4 Arden Centre, Limavady									
5 Beech Villa, T&F									
6 CMHT Key Worker Accommodation, SWAH									
7 Cityside Recovery Team, Slievemore House									
8 Grangewood-Carrick	Jul-18	98	99	99	95				
9 Grangewood-Evish	Jul-18	98	98	98	97				
10 Elm Ward, T&F	Sep-18	89	95	86	87				
11 Erne House, T&F	Sep-18	81	69	79	95				
12 Forensic Service, T&F	Sep-18	90	91	88	90				
13 Hillside Day Centre, Strabane									
14 Limavady Recovery Team									
15 Lime Ward, T&F	Sep-18	97	99	98	94				
16 Lisnamallard Industries, Omagh									
17 Lissan House, Omagh									
18 Melrose Day Centre									
19 Primary Care Liaison, Oldbridge House									
20 Psychiatric Intensive Care, T&F	Sep-18	84	79	86	89				
21 Psychological Therapies, Oldbridge House									
22 Rowan Villa, T&F	Sep-18	96	96	100	92				
23 Strabane Recovery Team									
24 Waterside Recovery Team									
Number of Audits This Month		6							
Compliance Rating Todate		33%							
Adult Mental Health & Disability Services - Learning Disability									
1 Beltany Respite Facility	Sep-18	92	95	90	89				
2 Benbradagh ATC									
3 Berryburn Centre, Lakeview Hospital	Sep-18	95	97	92	97				
4 Cottage Adult Respite									
5 Creamery Residential Facility									
6 Evergreen Centre									
7 Glenside ATC	Sep-18	99	98	98	99				
8 Lackaboy 2									
9 Lakeview Support Area	Sep-18	98	100	95	100				
10 Lakeview									
11 Lisnaskea									
12 Mantlin Residential Facility									
13 Maybrook ATC									
14 Omagh Centre									

Ward / Facility	Date of Managerial Audit	Composite Managerial Audit Scores to Date				Previous Ward Audit			
		Overall	C	P	E	Overall	C	P	E
15 Ralphs Close									
16 Strule Lodge	Sep-18	89	93	81	92				
Number of Audits This Month		5							
Compliance Rating Todate		31%							
TOTAL NUMBER OF AUDITS THIS MONTH		23							
OVERALL COMPLIANCE RATING		44%							