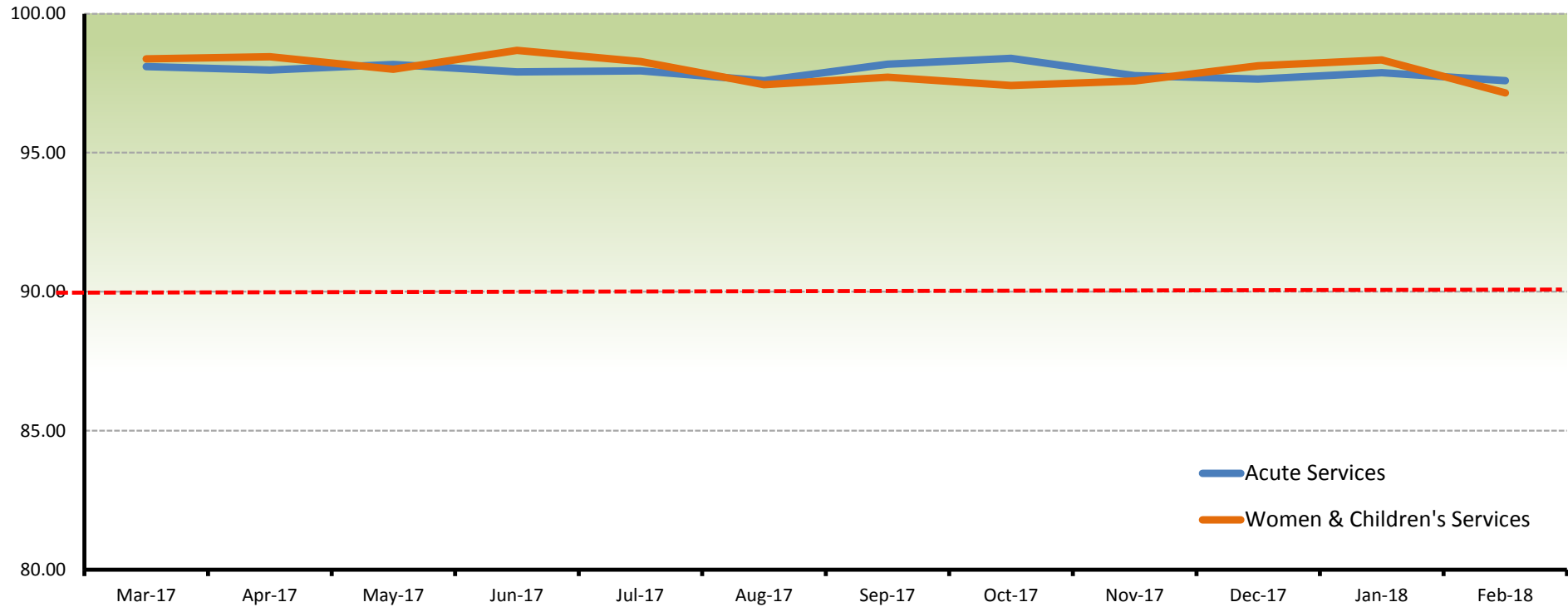


Trust Board Environmental Cleanliness Audit Report Overview

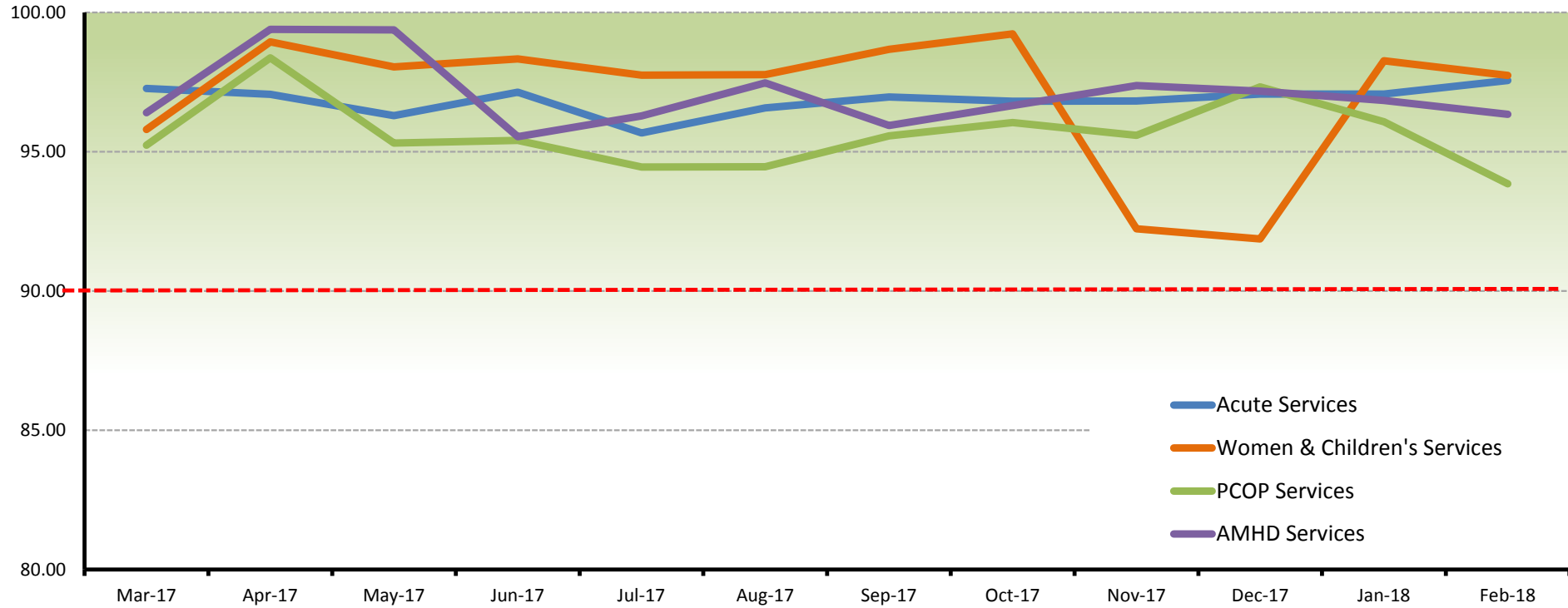
February 2018

| Bi-Monthly: | | |
|---|-------------|---|
| Scores less than 75%: | None | |
| Partial-compliant | ALT-Ward 48 | |
| 1 out of 2 audits completed and reported: | | |
| Overall Compliance: | 97% | |
| Comments: | 3% | did not carry out the audit as per standard of 2 audits per month |
| Quarterly: | | |
| Scores less than 75%: | None | |
| Second month of the quarter compliance: | 54% | |
| Comments: | 46% | of audits still to be completed during the quarter |
| 6-Monthly: | | |
| Scores less than 75%: | None | |
| 5th month of the 6-month compliance: | 65% | |
| Comments: | 35% | of audits still to be completed during the 6-month period |
| Managerial: | | |
| Scores less than 75%: | None | |
| Compliance of todate: | 88% | |
| Comments: | 12% | of audits still to be completed during the fiscal year |

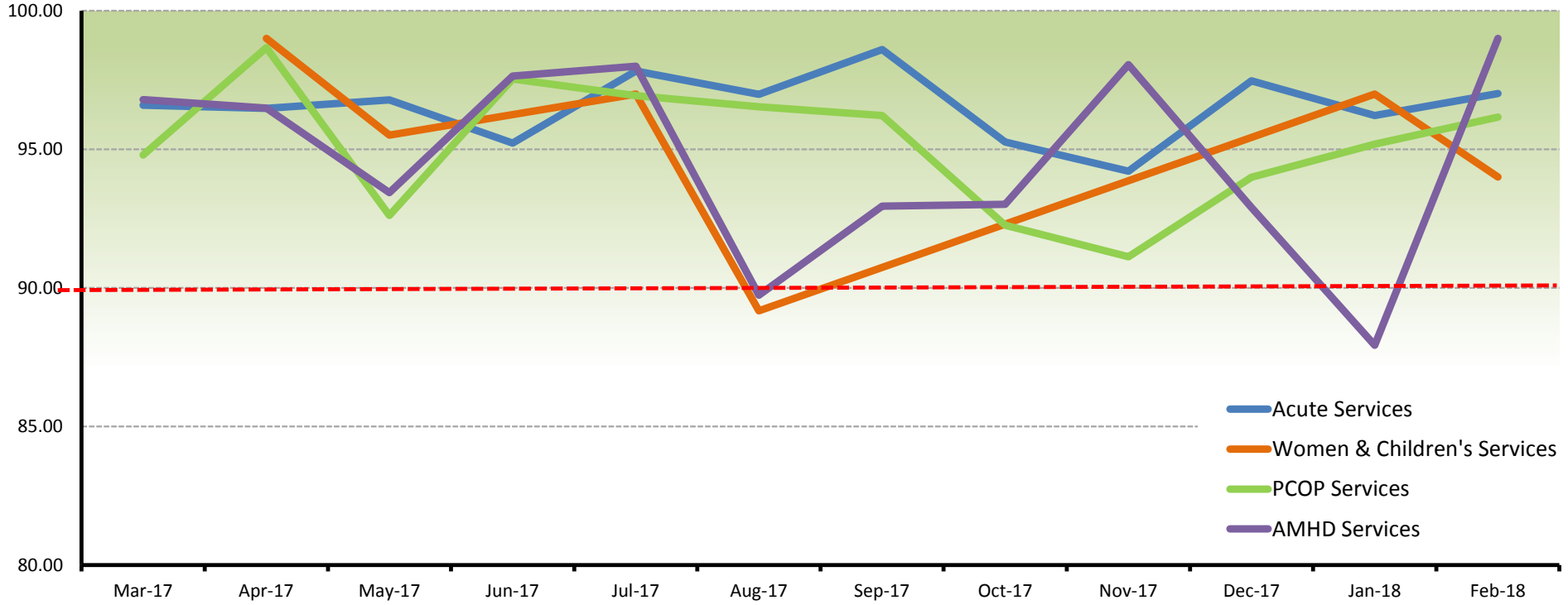
Directorates' Bi-Monthly Environmental Cleanliness Audits Average Scores



Directorates' Quarterly Environmental Cleanliness Audits Average Scores



Directorates' 6-Monthly Environmental Cleanliness Audits Average Scores



Managerial Environmental Cleanliness Audit Report

- 1 The Managerial Audit is an unannounced audit conducted by a team of Senior Staff with the objective of providing check and balance of self-assessed audits.
- 2 One (1) full audit per year per ward / department is required to be completed.
- 3 By the end of each quarter, each Division should have at least accomplished 25% compliance rating.
- 4 Action should be taken against results that have high discrepancy in scores between the managerial audit and ward audit.

| Ward / Facility | Date of Managerial Audit | Composite Managerial Audit Scores to Date | | | | Previous Ward Audit | | | |
|---|--------------------------|---|-----|----|-----|---------------------|-----|-----|-----|
| | | Overall | C | P | E | Overall | C | P | E |
| Acute Services - Surgery | | | | | | | | | |
| 1 ALT-DESU | Nov-17 | 94 | 96 | 95 | 92 | 93 | 94 | 93 | 92 |
| 2 ALT-ICU | May-17 | 96 | 96 | 96 | 98 | 95 | 97 | 98 | 90 |
| 3 ALT-HDU | May-17 | 97 | 97 | 95 | 100 | 95 | 95 | 94 | 95 |
| 4 ALT-Theatre - 1 | Aug-17 | 94 | 89 | 98 | 95 | 97 | 95 | 99 | 98 |
| 5 ALT-Theatre - 2 | Aug-17 | 92 | 94 | 90 | 92 | 96 | 97 | 96 | 96 |
| 6 ALT-Theatre - 3 | Jul-17 | 96 | 98 | 97 | 94 | 99 | 99 | 100 | 97 |
| 7 ALT-Theatre - 4 | Aug-17 | 98 | 98 | 98 | 98 | 99 | 98 | 100 | 93 |
| 8 ALT-Theatre - 5 | Aug-17 | 96 | 97 | 96 | 95 | 97 | 96 | 98 | 98 |
| 9 ALT-Theatre - 6 | Jul-17 | 97 | 95 | 98 | 97 | 98 | 100 | 99 | 95 |
| 10 ALT-Theatre - 7 | Aug-17 | 91 | 86 | 90 | 97 | 94 | 91 | 96 | 97 |
| 11 ALT-Theatres - Recovery | Jul-17 | 90 | 83 | 92 | 95 | 97 | 94 | 98 | 100 |
| 12 ALT-DCU - Theatre | Aug-17 | 94 | 100 | 82 | 100 | 99 | 98 | 98 | 98 |
| 13 ALT-DCU - Eye Theatre | Aug-17 | 99 | 98 | 98 | 100 | 99 | 100 | 99 | 99 |
| 14 ALT-Ward 31 | May-17 | 90 | 92 | 84 | 93 | 99 | 98 | 100 | 100 |
| 15 ALT-EPU | Nov-17 | 95 | 94 | 99 | 94 | 98 | 97 | 100 | 98 |
| 16 ALT-Ward 2 TOU | May-17 | 92 | 90 | 90 | 97 | 94 | 91 | 94 | 99 |
| 17 ALT-Ward 32 ESU | May-17 | 93 | 94 | 92 | 95 | 98 | 95 | 100 | 100 |
| 18 ALT-Ward 7 | May-17 | 93 | 89 | 92 | 97 | 98 | 94 | 100 | 100 |
| 19 ALT-Head & Neck Ward | May-17 | 94 | 94 | 95 | 93 | 96 | 92 | 98 | 99 |
| 20 ALT-Elective Orthopaedics Unit | May-17 | 98 | 98 | 99 | 98 | 93 | 95 | 90 | 93 |
| 21 ALT-Fracture Clinic | | | | | | | | | |
| 22 ALT-Ophthalmology | | | | | | | | | |
| 23 ALT-Outpatients | Sep-17 | 93 | 90 | 89 | 98 | 99 | 98 | 100 | 100 |
| 24 ALT-Pre-Op Assessment | Nov-17 | 95 | 93 | 94 | 98 | 98 | 96 | 100 | 100 |
| 25 OHPCC-Main Theatres /Anaesthetic Rooms | Aug-17 | 93 | 94 | 91 | 95 | 100 | 99 | 100 | 100 |
| 26 OHPCC-DPU Ward Area | Aug-17 | 93 | 94 | 91 | 95 | 94 | 94 | 95 | 92 |
| 27 OHPCC-Outpatients | Sep-17 | 96 | 97 | 94 | 97 | 95 | 92 | 100 | 100 |

| Ward / Facility | Date of Managerial Audit | Composite Managerial Audit Scores to Date | | | | Previous Ward Audit | | | |
|--|--------------------------|---|-----|-----|-----|---------------------|-----|-----|-----|
| | | Overall | C | P | E | Overall | C | P | E |
| 28 OHPCC-Pain Clinic | | | | | | | | | |
| 29 OHPCC-Pre-Op Assessment | Sep-17 | 96 | 97 | 94 | 97 | 97 | 94 | 98 | 100 |
| 30 SWAH-DPU Endoscopy | Aug-17 | 95 | 95 | 93 | 97 | 97 | 98 | 94 | 98 |
| 31 SWAH-Critical Care | Jul-17 | 96 | 97 | 95 | 96 | 99 | 99 | 97 | 100 |
| 32 SWAH-Ward 8 | Jun-17 | 91 | 85 | 92 | 94 | 91 | 85 | 92 | 94 |
| 33 SWAH-Ward 9 | May-17 | 92 | 85 | 97 | 96 | 96 | 92 | 99 | 98 |
| 34 SWAH-Main Theatres | Apr-17 | 94 | 97 | 89 | 96 | 95 | 93 | 93 | 97 |
| 35 SWAH-Outpatients | Apr-17 | 94 | 94 | 93 | 94 | 94 | 94 | 93 | 94 |
| 36 SWAH-Pre-Op Assessment | Apr-17 | 96 | 97 | 98 | 94 | 97 | 100 | 100 | 90 |
| 37 Roe Valley-Outpatients | | | | | | | | | |
| 38 Urology Specialist Nurses Clinic | | | | | | | | | |
| Number of Audits This Month | | 0 | | | | | | | |
| Compliance Rating Todate | | 87% | | | | | | | |
| Acute Services - Emergency | | | | | | | | | |
| 1 ALT-A&E | Apr-17 | 94 | 94 | 89 | 98 | 96 | 98 | 96 | 95 |
| 2 ALT-AMU (Ward 41) | Nov-17 | 89 | 87 | 86 | 94 | 99 | 98 | 100 | 100 |
| 3 ALT-Anderson's House | Sep-17 | 99 | 99 | 98 | 100 | 96 | 96 | 99 | 94 |
| 4 ALT-Cardiac Investigations | | | | | | | | | |
| 5 ALT-Cath Lab | Jun-17 | 84 | 89 | 79 | 88 | | | | |
| 6 ALT-Cath Lab 2 | Jun-17 | 84 | 89 | 79 | 88 | | | | |
| 7 ALT-CCU | Nov-17 | 99 | 100 | 100 | 98 | 99 | 97 | 100 | 99 |
| 8 ALT-CDU | Jun-17 | 97 | 97 | 97 | 97 | 98 | 97 | 100 | 98 |
| 9 ALT-Medical Ward 1 | Jun-17 | 90 | 92 | 88 | 89 | 96 | 94 | 93 | 99 |
| 10 ALT-Renal Unit | Dec-17 | 88 | 87 | 86 | 91 | 99 | 99 | 100 | 97 |
| 11 ALT-Ward 20 General Medicine | Sep-17 | 84 | 88 | 86 | 79 | 99 | 98 | 99 | 100 |
| 12 ALT-Rheumatology Ward | Sep-17 | 98 | 97 | 99 | 100 | 98 | 96 | 98 | 99 |
| 13 ALT-Ward 21 Respiratory Nurse Specialists | Nov-17 | 86 | 80 | 90 | 89 | | | | |
| 14 ALT-Ward 3 | May-17 | 88 | 86 | 86 | 92 | 97 | 92 | 100 | 100 |
| 15 ALT-Ward 44 | Jun-17 | 96 | 95 | 96 | 98 | 98 | 97 | 98 | 99 |
| 16 SWAH-Accident & Emergency | Apr-17 | 94 | 94 | 89 | 98 | 94 | 94 | 89 | 98 |
| 17 SWAH-Cardiac Unit | Jul-17 | 95 | 98 | 98 | 95 | 96 | 95 | 97 | 95 |
| 18 SWAH-Medical & Surgical Assessment Unit | Aug-17 | 91 | 89 | 89 | 94 | 93 | 89 | 93 | 99 |
| 19 SWAH-Ward 2 | Apr-17 | 93 | 89 | 94 | 95 | 97 | 97 | 96 | 97 |
| 20 SWAH-Ward 3 | May-17 | 88 | 86 | 86 | 92 | 97 | 97 | 98 | 98 |
| 21 SWAH-Cardiac Investigations | Aug-17 | 94 | 90 | 94 | 99 | 96 | 91 | 98 | 98 |
| 22 OHPCC-Cardiac Assessment Unit | May-17 | 94 | 95 | 88 | 98 | 99 | 97 | 100 | 100 |
| 23 OHPCC-Cardiac Investigations | Jul-17 | 91 | 95 | 82 | 95 | 97 | 94 | 100 | 98 |
| 24 OHPCC-Renal Unit | Jul-17 | 93 | 97 | 87 | 96 | 100 | 100 | 100 | 100 |
| 25 OHPCC-Urgent Care Centre | May-17 | 95 | 95 | 92 | 97 | 99 | 96 | 100 | 100 |

| Ward / Facility | Date of Managerial Audit | Composite Managerial Audit Scores to Date | | | | Previous Ward Audit | | | |
|--|--------------------------|---|----|-----|-----|---------------------|-----|-----|-----|
| | | Overall | C | P | E | Overall | C | P | E |
| Number of Audits This Month | | 0 | | | | | | | |
| Compliance Rating Todate | | 96% | | | | | | | |
| Acute Services - Diagnostics & Clinical Support | | | | | | | | | |
| 1 ALT-Biochemistry | Sep-17 | 83 | 76 | 73 | 100 | 92 | 91 | 95 | 91 |
| 2 ALT-Breast Screening Unit | Feb-18 | 96 | 94 | 97 | 98 | | | | |
| 3 ALT-Cancer Centre Radiology | Dec-17 | 99 | 97 | 100 | 100 | 99 | 98 | 98 | 100 |
| 4 ALT-Cancer OPD | Dec-17 | 99 | 97 | 100 | 100 | 99 | 99 | 99 | 100 |
| 5 ALT-Endoscopy | Aug-17 | 98 | 98 | 97 | 100 | 99 | 97 | 100 | 99 |
| 6 ALT-Laboratory | Jul-17 | 90 | 81 | 98 | 92 | | | | |
| 7 ALT-Medical Imaging | Oct-17 | 93 | 96 | 92 | 91 | 97 | 94 | 99 | 98 |
| 8 ALT-Body Store | Aug-17 | 94 | 99 | 84 | 98 | 97 | 98 | 95 | 97 |
| 9 ALT-Sperrin Suite | Sep-17 | 94 | 94 | 90 | 99 | 99 | 96 | 99 | 100 |
| 10 ALT-Ward 50 | Sep-17 | 97 | 96 | 95 | 99 | 98 | 97 | 99 | 99 |
| 11 Roe Valley-Xray Dept | Jan-18 | 95 | 91 | 97 | 97 | | | | |
| 12 SWAH-Laboratory | Aug-17 | 86 | 89 | 72 | 97 | 96 | 94 | 93 | 100 |
| 13 SWAH-Medical Imaging | Oct-17 | 93 | 96 | 92 | 91 | | | | |
| 14 SWAH-Body Store | Aug-17 | 94 | 99 | 84 | 98 | 100 | 96 | 100 | 100 |
| 15 OHPCC-Outreach Chemotherapy | Oct-17 | 91 | 95 | 80 | 99 | 99 | 100 | 97 | 100 |
| 16 OHPCC-Medical Imaging | Nov-17 | 92 | 92 | 90 | 95 | 99 | 100 | 97 | 100 |
| Number of Audits This Month | | 1 | | | | | | | |
| Compliance Rating Todate | | 100% | | | | | | | |
| Acute Services - Pharmacy | | | | | | | | | |
| 1 ALT-Pharmacy | May-17 | 93 | 95 | 86 | 99 | 93 | 95 | 86 | 99 |
| 2 OHPCC-Pharmacy | Dec-17 | 95 | 96 | 89 | 100 | 99 | 96 | 100 | 100 |
| 3 SWAH-Pharmacy | Nov-17 | 94 | 99 | 91 | 93 | 98 | 97 | 98 | 100 |
| Number of Audits This Month | | 0 | | | | | | | |
| Compliance Rating Todate | | 100% | | | | | | | |
| Women & Children's Services - Health Care | | | | | | | | | |
| 1 ALT-Ward 48 (Labour Ward) | Sep-17 | 96 | 98 | 98 | 90 | 99 | 99 | 100 | 97 |
| 2 ALT-Ward 47 (Midwifery Led) | Sep-17 | 94 | 98 | 88 | 96 | 99 | 99 | 100 | 98 |
| 3 ALT-Ward 45 (Ante-natal) | Sep-17 | 93 | 96 | 88 | 96 | 100 | 100 | 99 | 100 |
| 4 ALT-Ward 46 (Post-natal) | Sep-17 | 95 | 93 | 92 | 100 | 98 | 98 | 97 | 98 |
| 5 ALT-Ward 43 Gynaecology | Sep-17 | 91 | 95 | 89 | 89 | 98 | 99 | 100 | 96 |
| 6 Omagh Women Centre | Feb-18 | 94 | 98 | 84 | 99 | 99 | 99 | 100 | 100 |
| 7 SWAH-Delivery Suite | Oct-17 | 92 | 97 | 86 | 95 | 95 | 97 | 92 | 96 |
| 8 SWAH-Women's Health Centre | Aug-17 | 89 | 90 | 86 | 92 | 89 | 90 | 86 | 92 |
| 9 ALT-Ward 49 (NNICU) | Sep-17 | 96 | 96 | 95 | 97 | 96 | 96 | 95 | 98 |
| 10 ALT-Ward 6 | Dec-17 | 91 | 91 | 85 | 96 | 99 | 98 | 99 | 99 |

| Ward / Facility | Date of Managerial Audit | Composite Managerial Audit Scores to Date | | | | Previous Ward Audit | | | |
|---|--------------------------|---|-----|----|-----|---------------------|-----|-----|-----|
| | | Overall | C | P | E | Overall | C | P | E |
| 11 ALT-Butterfly Lodge | Dec-17 | 92 | 88 | 90 | 98 | 97 | 93 | 100 | 100 |
| 12 ALT-Ward 16 | Dec-17 | 83 | 72 | 89 | 88 | 99 | 98 | 99 | 99 |
| 13 OHPCC-Childrens Centre | Sep-17 | 96 | 95 | 95 | 99 | 99 | 98 | 100 | 100 |
| 14 SWAH-Neonatal Unit | Aug-17 | 93 | 92 | 96 | 91 | 96 | 94 | 98 | 96 |
| 15 SWAH-Childrens Ambulatory Care | Aug-17 | 96 | 97 | 93 | 98 | | | | |
| 16 SWAH-Childrens Ward | Nov-17 | 87 | 85 | 85 | 90 | 98 | 95 | 99 | 99 |
| 17 SWAH-Childrens Outpatients | Oct-17 | 83 | 86 | 75 | 88 | 98 | 97 | 99 | 98 |
| 18 ALT-GUM Clinic | Sep-17 | 97 | 98 | 98 | 95 | 98 | 94 | 99 | 100 |
| Number of Audits This Month | | 1 | | | | | | | |
| Compliance Rating Todate | | 100% | | | | | | | |
| PCOP Services - Primary & Community Care | | | | | | | | | |
| 1 Claudy Health Centre | | | | | | | | | |
| 2 Claudy Health Centre Treatment Room | | | | | | | | | |
| 3 Dungiven Health Centre | | | | | | | | | |
| 4 Dungiven Health Centre Treatment Room | | | | | | | | | |
| 5 Erne Health Centre Treatment Room | Oct-17 | 93 | 92 | 94 | 93 | 98 | 97 | 100 | 95 |
| 6 Great James St Health Centre | Feb-18 | 86 | 85 | 81 | 93 | | | | |
| 7 Great James St Health Centre Treatment Room | Feb-18 | 94 | 93 | 90 | 98 | 94 | 98 | 99 | 86 |
| 8 Irvinestown Health Centre | Sep-17 | 78 | 73 | 73 | 88 | | | | |
| 9 Irvinestown Health Centre Treatment Room | Sep-17 | 93 | 94 | 95 | 92 | 93 | 94 | 95 | 92 |
| 10 Limavady Health Centre | Aug-17 | 87 | 95 | 75 | 92 | | | | |
| 11 Lisnaskea Health Centre | Aug-17 | 76 | 75 | 61 | 93 | | | | |
| 12 Lisnaskea Health Centre Treatment Room | Aug-17 | 90 | 90 | 85 | 96 | 87 | 90 | 92 | 80 |
| 13 Rapid Response Derry | Oct-17 | 95 | 96 | 91 | 97 | 100 | 100 | 100 | 100 |
| 14 Rapid Response (SWAH) | Oct-17 | 93 | 92 | 89 | 97 | 96 | 96 | 98 | 95 |
| 15 Rapid Response (Omagh) | Oct-17 | 91 | 95 | 80 | 99 | 99 | 97 | 100 | 100 |
| 16 Rathmore Belleek Health Centre | Aug-17 | 84 | 88 | 78 | 87 | | | | |
| 17 Rathmore Belleek Health Centre Treatment Room | Aug-17 | 95 | 100 | 84 | 100 | 95 | 100 | 84 | 100 |
| 18 Shantallow Health Centre | Nov-17 | 73 | 70 | 64 | 85 | | | | |
| 19 Strabane Health Centre | Jul-17 | 84 | 86 | 87 | 79 | | | | |
| 20 Strabane Health Centre Treatment Room | Jul-17 | 86 | 85 | 89 | 86 | 95 | 94 | 100 | 90 |
| 21 Waterside Health Centre | Jul-17 | 88 | 84 | 82 | 97 | | | | |
| 22 Waterside Health Centre Treatment Room | Jul-17 | 87 | 83 | 87 | 91 | 87 | 83 | 87 | 91 |
| Number of Audits This Month | | 2 | | | | | | | |
| Compliance Rating Todate | | 82% | | | | | | | |
| PCOP Services - Secondary Care | | | | | | | | | |
| 1 ALT-Ward 19 OPALS | Feb-18 | 84 | 80 | 82 | 91 | 96 | 95 | 100 | 93 |
| 2 ALT-Ward 40 (22) | Feb-18 | 96 | 98 | 97 | 92 | 98 | 98 | 99 | 98 |
| 3 ALT-Ward 42 (21) | | | | | | | | | |

| Ward / Facility | Date of Managerial Audit | Composite Managerial Audit Scores to Date | | | | Previous Ward Audit | | | |
|---|--------------------------|---|----|-----|-----|---------------------|----|-----|-----|
| | | Overall | C | P | E | Overall | C | P | E |
| 4 SWAH - Ambulatory Day Care | | | | | | | | | |
| 5 SWAH - Ward 5 | Jul-17 | 92 | 90 | 92 | 94 | | | | |
| 6 SWAH - Ward 6 | Jul-17 | 90 | 88 | 85 | 97 | 92 | 81 | 95 | 99 |
| 7 SWAH - Ward 7 | May-17 | 94 | 91 | 95 | 98 | | | | |
| 8 OHPCC-Rehab Ward | Dec-17 | 99 | 97 | 100 | 100 | 99 | 97 | 100 | 100 |
| 9 OHPCC-Ward 5 Palliative | Dec-17 | 95 | 96 | 98 | 100 | 98 | 96 | 98 | 100 |
| 10 Ward 3 - Waterside | Aug-17 | 92 | 90 | 91 | 96 | 95 | 92 | 93 | 98 |
| 11 Ward 4 - Waterside | Aug-17 | 96 | 94 | 98 | 97 | 96 | 95 | 98 | 95 |
| 12 Waterside Hospital Main Areas | Sep-17 | 75 | 75 | 67 | 83 | 95 | 93 | 94 | 99 |
| Number of Audits This Month | | 2 | | | | | | | |
| Compliance Rating Todate | | 83% | | | | | | | |
| PCOP Services - Mental Health | | | | | | | | | |
| 1 T&F-Ash Villa (formerly Larch A) | May-17 | 91 | 94 | 91 | 87 | 100 | 99 | 100 | 100 |
| 2 T&F-Oak A&B (formerly Pine A&B) | May-17 | 94 | 95 | 93 | 93 | 100 | 99 | 100 | 100 |
| 3 Waterside-Ward 1 | Jul-17 | 95 | 97 | 96 | 93 | 95 | 97 | 96 | 93 |
| 4 Waterside-Ward 2 | Jul-17 | 96 | 98 | 98 | 91 | 96 | 98 | 98 | 91 |
| Number of Audits This Month | | 0 | | | | | | | |
| Compliance Rating Todate | | 100% | | | | | | | |
| PCOP Services - Care & Accommodation | | | | | | | | | |
| 1 Beragh Day Centre | Sep-17 | 91 | 84 | 91 | 97 | | | | |
| 2 Creggan Day Centre | Nov-17 | 92 | 83 | 96 | 96 | 97 | 96 | 100 | 96 |
| 3 Dromore Day Centre | Sep-17 | 89 | 77 | 97 | 92 | | | | |
| 4 Drumhaw Day Centre | Oct-17 | 93 | 92 | 91 | 95 | 93 | 94 | 97 | 88 |
| 5 Foyleville Day Centre | Oct-17 | 91 | 89 | 91 | 94 | | | | |
| 6 Gortin Day Centre | Nov-17 | 78 | 80 | 82 | 73 | | | | |
| 7 Gortmore Day Centre | Nov-17 | 87 | 88 | 86 | 87 | 93 | 89 | 94 | 95 |
| 8 Greenfield Residential Home | Dec-17 | 90 | 88 | 90 | 93 | 94 | 87 | 99 | 97 |
| 9 Newtownstewart Day Centre | Apr-17 | 89 | 87 | 89 | 90 | | | | |
| 10 Rectory Field Residential Home | Oct-17 | 91 | 91 | 92 | 91 | 99 | 99 | 100 | 98 |
| 11 Seymour Gardens Residential Home | Oct-17 | 90 | 91 | 88 | 91 | 93 | 91 | 93 | 95 |
| 12 Strabane Day Centre | Dec-17 | 94 | 95 | 97 | 91 | 98 | 99 | 100 | 95 |
| 13 Tempo Road Day Centre | Oct-17 | 83 | 87 | 73 | 90 | | | | |
| 14 Thackery Day Centre | Nov-17 | 93 | 95 | 93 | 90 | 98 | 99 | 100 | 95 |
| 15 Thackery Place Residential Home | Nov-17 | 90 | 91 | 94 | 83 | 96 | 96 | 100 | 93 |
| 16 William Street Residential Home | Oct-17 | 91 | 90 | 92 | 92 | 93 | 92 | 98 | 90 |
| Number of Audits This Month | | 0 | | | | | | | |
| Compliance Rating Todate | | 100% | | | | | | | |
| PCOP Services - AHP | | | | | | | | | |

| Ward / Facility | Date of Managerial Audit | Composite Managerial Audit Scores to Date | | | | Previous Ward Audit | | | |
|--|--------------------------|---|----|-----|-----|---------------------|-----|-----|-----|
| | | Overall | C | P | E | Overall | C | P | E |
| 1 ALT-AHP Centre Adults | Jun-17 | 97 | 99 | 97 | 97 | 99 | 100 | 99 | 97 |
| 2 ALT-Orthoptic Room | Dec-17 | 64 | 62 | 38 | 91 | 98 | 98 | 97 | 100 |
| 3 ALT-Podiatry | Nov-17 | 93 | 91 | 89 | 98 | 86 | 83 | 88 | 86 |
| 4 Bridgeview House Child Development Centre | Oct-17 | 83 | 73 | 87 | 90 | 97 | 94 | 98 | 99 |
| 5 OHPCC-Adult's AHP | Sep-17 | 93 | 96 | 88 | 96 | | | | |
| 6 OHPCC-Children's AHP | Sep-17 | 97 | 96 | 95 | 99 | | | | |
| 7 OHPCC-Orthoptic | Sep-17 | 99 | 98 | 100 | 100 | | | | |
| 8 OHPCC-Podiatry | Oct-17 | 99 | 97 | 98 | 100 | | | | |
| 9 RV-Physiotherapy | Jan-18 | 94 | 83 | 97 | 100 | | | | |
| 10 SWAH-Adult's AHP | May-17 | 95 | 96 | 90 | 98 | | | | |
| 11 SWAH-Children's AHP | May-17 | 89 | 92 | 79 | 97 | | | | |
| 12 SWAH-Orthoptics | May-17 | 90 | 91 | 80 | 100 | | | | |
| 13 T&F-Erne House Mental Health OT | Feb-18 | 94 | 81 | 100 | 100 | 95 | 90 | 100 | 96 |
| 14 Woodview Assessment Clinic | Oct-17 | 92 | 98 | 93 | 86 | 99 | 99 | 100 | 96 |
| Number of Audits This Month | | 1 | | | | | | | |
| Compliance Rating Todate | | 100% | | | | | | | |
| Adult Mental Health & Disability Services - Mental Health | | | | | | | | | |
| 1 Acute Day Care, Gransha | Jul-17 | 93 | 96 | 85 | 97 | 96 | 100 | 100 | 89 |
| 2 Alcohol & Drugs, Woodlea House | Jul-17 | 87 | 85 | 80 | 98 | | | | |
| 3 Alcohol & Drugs (ATU), Omagh | Jan-18 | 92 | 91 | 94 | 92 | | | | |
| 4 Arden Centre, Limavady | Aug-17 | 99 | 98 | 100 | 99 | 99 | 99 | 100 | 99 |
| 5 Beech Villa, T&F | Feb-18 | 85 | 80 | 83 | 92 | 99 | 97 | 100 | 100 |
| 6 CMHT Key Worker Accommodation, SWAH | Nov-17 | 87 | 93 | 71 | 97 | | | | |
| 7 Cityside Recovery Team, Slievemore House | Feb-18 | 86 | 85 | 84 | 88 | | | | |
| 8 Grangewood-Carrick | Jun-17 | 97 | 99 | 99 | 94 | 100 | 99 | 100 | 100 |
| 9 Grangewood-Evish | Jun-17 | 96 | 93 | 99 | 96 | 99 | 98 | 100 | 100 |
| 10 Elm Ward, T&F | Jul-17 | 96 | 97 | 94 | 96 | 96 | 97 | 94 | 96 |
| 11 Erne House, T&F | Feb-18 | 90 | 90 | 90 | 91 | | | | |
| 12 Forensic Service, T&F | Jan-18 | 81 | 86 | 73 | 85 | | | | |
| 13 Hillside Day Centre, Strabane | Nov-17 | 94 | 95 | 91 | 96 | | | | |
| 14 Limavady Recovery Team | Aug-17 | 99 | 98 | 98 | 100 | | | | |
| 15 Lime Ward, T&F | Jul-17 | 94 | 93 | 93 | 98 | 94 | 93 | 93 | 98 |
| 16 Lisnamallard Industries, Omagh | Oct-17 | 96 | 97 | 95 | 97 | | | | |
| 17 Lissan House, Omagh | Feb-18 | 93 | 92 | 88 | 100 | | | | |
| 18 Melrose Day Centre | Feb-18 | 94 | 95 | 95 | 94 | | | | |
| 19 Primary Care Liaison, Oldbridge House | Feb-18 | 94 | 95 | 91 | 96 | | | | |
| 20 Psychiatric Intensive Care, T&F | Nov-17 | 99 | 97 | 100 | 100 | 99 | 97 | 100 | 100 |
| 21 Psychological Therapies, Oldbridge House | Feb-18 | 94 | 95 | 89 | 99 | | | | |
| 22 Rowan Villa, T&F | Jan-18 | 92 | 96 | 86 | 94 | | | | |

| Ward / Facility | Date of Managerial Audit | Composite Managerial Audit Scores to Date | | | | Previous Ward Audit | | | |
|--|--------------------------|---|----|-----|----|---------------------|-----|-----|-----|
| | | Overall | C | P | E | Overall | C | P | E |
| 23 Strabane Recovery Team | Nov-17 | 89 | 95 | 88 | 83 | | | | |
| 24 Waterside Recovery Team | Feb-18 | 88 | 89 | 86 | 89 | | | | |
| Number of Audits This Month | | 8 | | | | | | | |
| Compliance Rating Todate | | 100% | | | | | | | |
| Adult Mental Health & Disability Services - Learning Disability | | | | | | | | | |
| 1 Beltany Respite Facility | Sep-17 | 93 | 99 | 92 | 89 | 97 | 100 | 96 | 94 |
| 2 Benbradagh ATC | Oct-17 | 93 | 90 | 95 | 94 | | | | |
| 3 Berryburn Centre, Lakeview Hospital | Sep-17 | 93 | 86 | 95 | 99 | 93 | 86 | 95 | 99 |
| 4 Cottage Adult Respite | Oct-17 | 95 | 93 | 94 | 97 | 100 | 99 | 100 | 100 |
| 5 Creamery Residential Facility | Jan-18 | 74 | 78 | 74 | 68 | 97 | 98 | 98 | 97 |
| 6 Evergreen Centre | Nov-17 | 98 | 99 | 99 | 97 | 93 | 88 | 99 | 93 |
| 7 Glenside ATC | Oct-17 | 87 | 91 | 82 | 88 | 94 | 88 | 100 | 95 |
| 8 Lackaboy 2 | Dec-17 | 93 | 96 | 91 | 92 | 88 | 90 | 84 | 88 |
| 9 Lakeview Support Area | Sep-17 | 92 | 95 | 93 | 88 | 92 | 95 | 93 | 88 |
| 10 Lakeview | Sep-17 | 90 | 94 | 86 | 91 | 90 | 94 | 86 | 91 |
| 11 Lisnaskea | Dec-17 | 93 | 86 | 94 | 99 | 92 | 95 | 93 | 88 |
| 12 Mantlin Residential Facility | Jan-18 | 96 | 99 | 98 | 91 | 100 | 100 | 100 | 100 |
| 13 Maybrook ATC | Oct-17 | 92 | 84 | 96 | 97 | 96 | 98 | 95 | 96 |
| 14 Omagh Centre | Sep-17 | 89 | 92 | 88 | 87 | 89 | 92 | 88 | 87 |
| 15 Ralphs Close | Jun-17 | 97 | 99 | 100 | 93 | 97 | 99 | 100 | 93 |
| 16 Strule Lodge | Sep-17 | 90 | 94 | 86 | 91 | | | | |
| Number of Audits This Month | | 0 | | | | | | | |
| Compliance Rating Todate | | 100% | | | | | | | |
| Adult Mental Health & Disability Services - Physical Disability | | | | | | | | | |
| 1 ALT-Spruce House | | | | | | | | | |
| 2 Foyle Disability Resource Centre | | | | | | | | | |
| 3 Drumcoo Day Centre, Eniskillen | | | | | | | | | |
| Number of Audits This Month | | 0 | | | | | | | |
| Compliance Rating Todate | | 0% | | | | | | | |
| TOTAL NUMBER OF AUDITS THIS MONTH | | 14 | | | | | | | |
| OVERALL COMPLIANCE RATING | | 88% | | | | | | | |