

SAFE HANDLING OF MANUAL WHEELCHAIRS/ PORTERING CHAIRS

PORTERING CHAIRS

Portering chairs are available in different dimensions.

The standard chairs have a (SWL) Safe Working Load of 190kgs (approx. 30 stone)

These chairs can either have a front steering mechanism OR a rear steering mechanism they maybe pushed or pulled. They may either have a sliding or a hinged footrest and leg rest.

There is also a Bariatric portering chair.











This has a rear steering mechanism and accommodates a (SWL) Safe Working Load up to 380kgs (approx. 60 stone)

We recommend that two members of staff are in attendance when using this chair.

PLEASE CONTACT A MEMBER OF THE NURSING STAFF IF THE PATIENT REQUIRES ASSISTANCE.

DO NOT ATTEMPT TO MOVE THE PATIENT.

DO'S AND DON'TS OF USING A MANUAL WHEELCHAIR

	Do's		Don't
	Check the wheelchair is in good working order and report any problems or defects immediately to wheelchair services to the Helpdesk or Via Estates Helpdesk.		Overload the back of the wheelchair with heavy bags, it alters the stability of the wheelchair.
	Consider whether you are dressed appropriately for pushing a wheelchair; flat secure shoes offers greater stability and promotes better postures for movement.		Add cushions or other accessories without assessment from a therapist.
	Ensure that the user's clothing, scarves, sling straps, oxygen tubing, feed tubes etc cannot become tangled on the wheels or hooked over the wheelchair armrests/ framework.		Stoop when making checks and adjustments to lap straps, footrests etc – use a step stand, kneel, squat position or sit on a chair or stool.
	Ensure you know how to operate the brakes and that they are on when the wheelchair is not in motion.		Lean on the wheelchair.
	Adjust the height of the push handles where possible to prevent you stooping.		
	Ensure you maintain a good posture – keep upright, pushing using the power of your legs, keep close to the wheelchair and don't twist.		

GETTING IN AND OUT OF A WHEELCHAIR

- Align the front wheels to ensure large stable footprint of the chair.
- Put the brakes on.
- Fold up the footrests/leg rest and move the footrest mechanism around to the side of the wheelchair or slide the footrest mechanism.

Getting in	Getting out
<ul style="list-style-type: none"> • Encourage the user to lower themselves slowly and push themselves back into the chair. • Replace the footrest mechanism and encourage the user to position their feet. If they require assistance, remember to adopt a good posture- DO NOT STOOP. • The lap strap should be fastened, it should be across the pelvis not around the waist (MHRA 2008). Encourage the user to do this. Again, if assistance is required, maintain a good posture. 	<ul style="list-style-type: none"> • Undo the lap strap. • Encourage the user to move forwards in the chair and push up into standing. • Replace the footrest mechanism and lock into place.

PUSHING OR PULLING A WHEELCHAIR

Pushing on the level
<ul style="list-style-type: none"> • Pre-check the route where possible, identify likely hazardous spots, alter the route if necessary. • Only use a wheelchair in even ground. External use should be to a dropdown point only. • Stand close to the wheelchair keeping your spine upright, with your elbows slightly bent, avoid stooping and overreaching. • Keep your elbows soft to absorb stresses. • Use the power in your legs as you walk forward to produce forward momentum. • Where possible keep the wheelchair moving as it takes more effort to stop and start but rest if required. • To turn the wheelchair apply pressure to one handle and the wheelchair will turn i.e. forward pressure on the right handle will turn the wheelchair to the LEFT. Pulling on the right handle will turn it to the RIGHT. <p><u>NB NEVER TURN A WHEELCHAIR BY LIFTING THE HANDLES.</u></p>

Portering Chair- Bariatric, Rear Steer, Sliding Foot Rests



Portering Chair- Front Steer, Nesting, Hinged Foot Rests



Portering Chair- Front Steer, Nesting, Sliding Foot Rest



Portering Chair – Rear Steer, Nesting, Sliding Foot Rest



